

# FOCUS



Essenzialmente  
Essentially

**ASTRA**

# FOCUS

## FOCUS, LIBERTÀ DI CREARE

Focus è il sistema flessibile che rende unico ogni spazio, grazie ad un'affascinante libertà di composizione e abbinamento fra elementi, colori e materiali. Un progetto in armonia con gli ambienti e gli stili più diversi, sempre con una personalità speciale, una funzionalità totale ed una qualità solida e duratura.

## FOCUS, FREEDOM TO CREATE

Focus is the flexible system that makes every space unique, thanks to a fascinating freedom of composition and combination of elements, colours and materials. A project that is in harmony with the environment and different styles, always with a special personality, a total functionality and a solid and long-lasting quality.

### 02 FEET

Esempi di composizioni e ambientazioni.  
*Examples of compositions and settings.*




### 22 PLINTH

Esempi di composizioni e ambientazioni.  
*Examples of compositions and settings.*



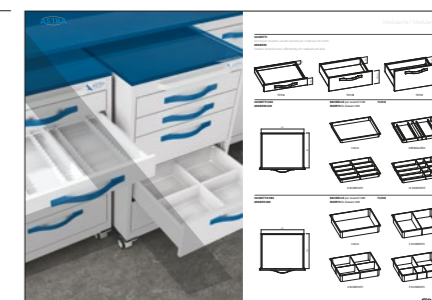
### 34 GUIDA TECNICA / TECHNICAL GUIDE

Informazioni per gli addetti ai lavori.  
*Information for specialists.*



### 46 MODULARITÀ / MODULARITY

Gamma di elementi semplici ed attuali.  
*A range of simple and current elements.*








# FEET<sup>1</sup>


Semplicemente solare ed accogliente.  
Simply cheerful and welcoming.



Laminato Bianco



RAL 9010



Cromo Lucido

Una composizione lineare ed essenziale, rialzata dal pavimento grazie a piedini in acciaio inox satinato, con lavello a incasso in acciaio smaltato bianco e miscelatore con leva clinica. Il tutto è completato da una vetrina con ante scorrevoli in vetro temperato acidato.

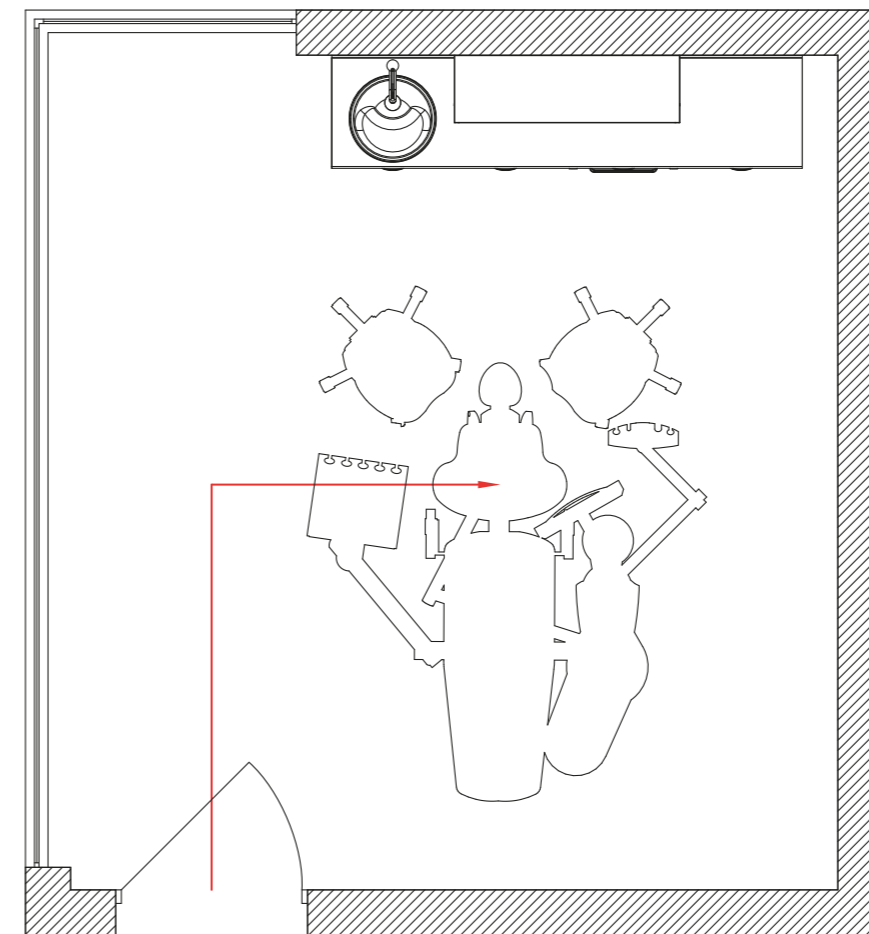
A straight and essential composition, lifted from the floor thanks to the feet in satinized stainless steel, with recessed sink in white enamelled steel and mixer with clinical lever. All this is completed by a hanging unit with sliding doors in tempered and acid etched glass.





Il mobile di servizio con ruote può essere facilmente spostato o inserito nell'apposito vano. I cassetti a estrazione totale sono dotati di pratiche bacinelle a scomparti per strumenti e materiali.

*The mobile unit can be easily moved or placed in the dedicated compartment. The drawers have total extraction and are equipped with practical trays with space for tools and materials.*








# FEET<sup>2</sup>

Un angolo di eleganza e funzionalità.  
An elegant and functional corner.



Laminato Bianco



RAL 9010

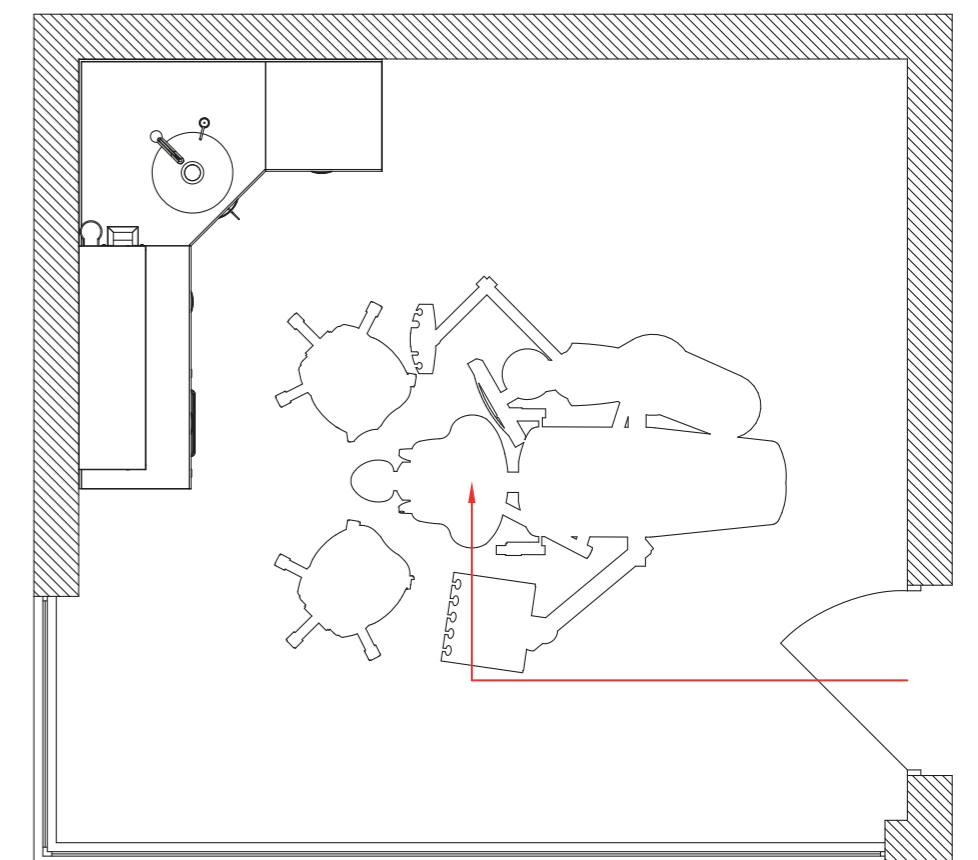


N. 15286

Lo spazio viene utilizzato in modo elegante e intelligente, con questa composizione angolare con lavello in ceramica integrato a filo del piano, dotato di miscelatore con leva clinica e dispenser per il sapone. L'ampia anta centrale è provvista di un cesto interno per i rifiuti in acciaio cromato.

*The use of the space is elegant and intelligent, in this corner composition with ceramic sink integrated at the worktop level, equipped with mixer with clinical lever and soap dispenser. The wide central door is equipped with an inner waste basket in chromed steel.*





Su un lato della composizione trova posto un mobile di servizio con ruote, mentre sul fianco della vetrina con ante in vetro temperato acidato, è possibile fissare un portabicchieri e un dispenser per guanti monouso.

On one side of the composition a mobile unit is placed, while on the side of the hanging unit with doors in tempered and acid etched glass, it is possible to fix a cup dispenser and a dispenser for disposable gloves.






# FEET<sup>3</sup>


Ambienti moderni, sensazioni senza tempo.  
*Modern surroundings, timeless feelings.*




Laminato Bianco



N. 14862 M



RAL 9010

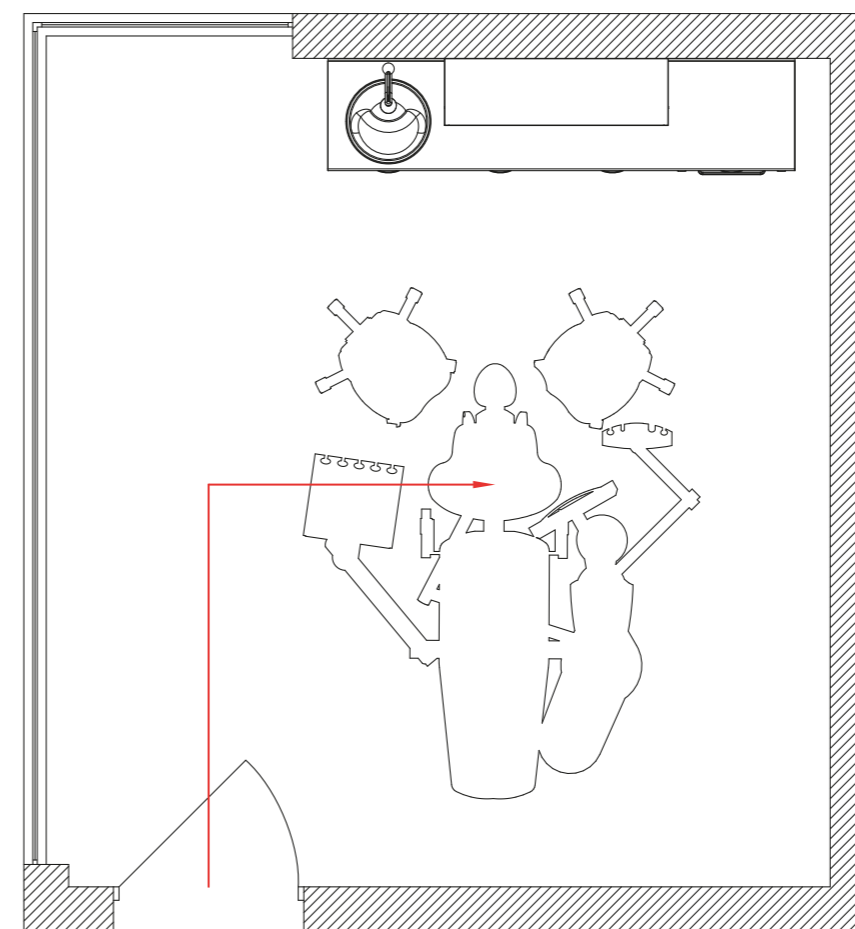


Cromo Lucido

Una composizione lineare in cui il bianco puro della struttura incornicia i frontali colorati, in un piacevole contrasto cromatico. L'acciaio a specchio del lavello e delle maniglie aggiunge un ulteriore, brillante elemento visivo.

*A straight composition in which the pure white of the structure frames the coloured front panels, in a nice colour contrast. The polished steel of sink and handles adds another brilliant visual element.*





La vetrinetta è dotata di ripiani e ante scorrevoli in vetro acidato e temperato. Il lavello circolare a incasso, con piletta a scarico libero in ottone cromato, è circondato da un sottile bordo perimetrale soprapiano.


*The hanging unit is equipped with shelves and sliding doors in tempered and acid etched glass. The circular sink with free sink drain in chromed brass is surrounded by a thin edge along the perimeter above the top.*





# FEET<sup>4</sup>

Atmosfera mediterranea, stile contemporaneo.  
*Mediterranean atmosphere, contemporary style.*



LAG 13



RAL 9010

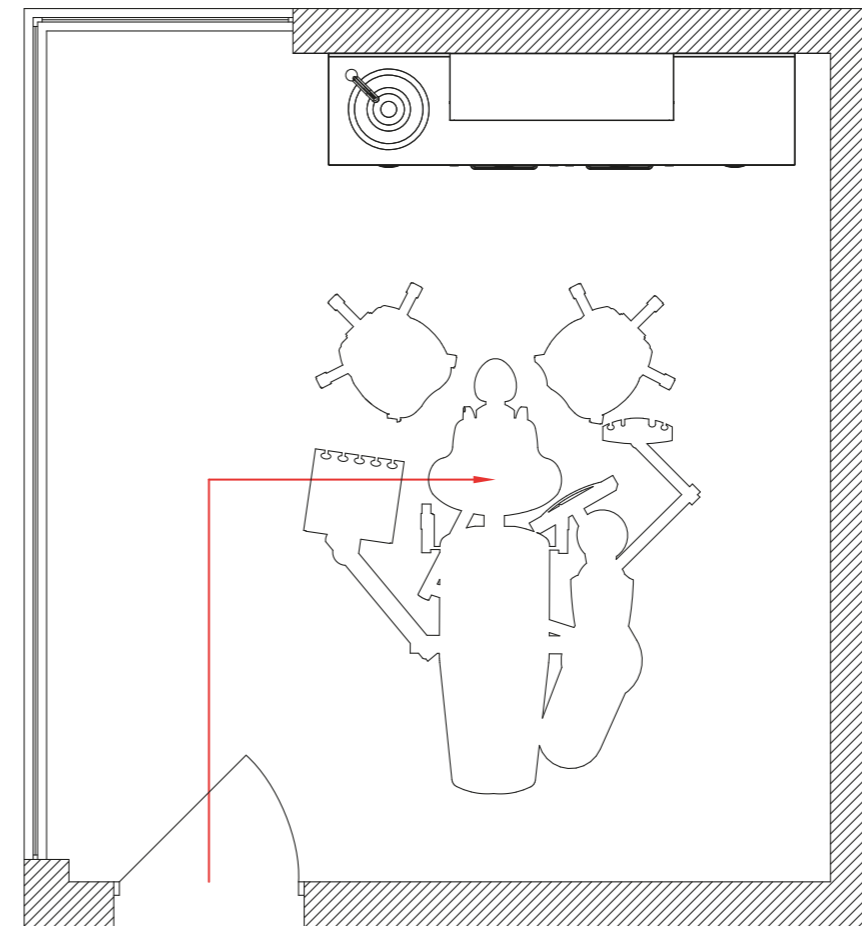


N. 15522 M

Il fascino del vetro con lavello in fusione, verniciato in tinta con le maniglie, arricchisce la pulizia formale di questa composizione, con due mobili di servizio su ruote e mobile contenitore con ripiani interni regolabili in altezza.

*The charm of the glass with fused sink, painted to match the handles, enriches the cleanliness of this composition, with two mobile units and unit with shelves which are adjustable in height.*





Il lavello in fusione forma un tutto unico con il piano, in una realizzazione impeccabile. Anche i mobili di servizio hanno il piano superiore in vetro verniciato con bordi a filo lucidi e angoli arrotondati. I cassetti sono dotati di bacinelle a scomparti per strumenti e materiali.

*The fused sink forms a unique body with the worktop, in an impeccable realization. Even the mobile units have the top in painted glass with polished edges and rounded corners. The drawers are equipped with trays with compartments for tools and materials.*





# FEET 5


Alta professionalità in ogni dettaglio.  
 High professionalism in every detail.



Laminato Bianco



RAL 9010



Cromo Lucido

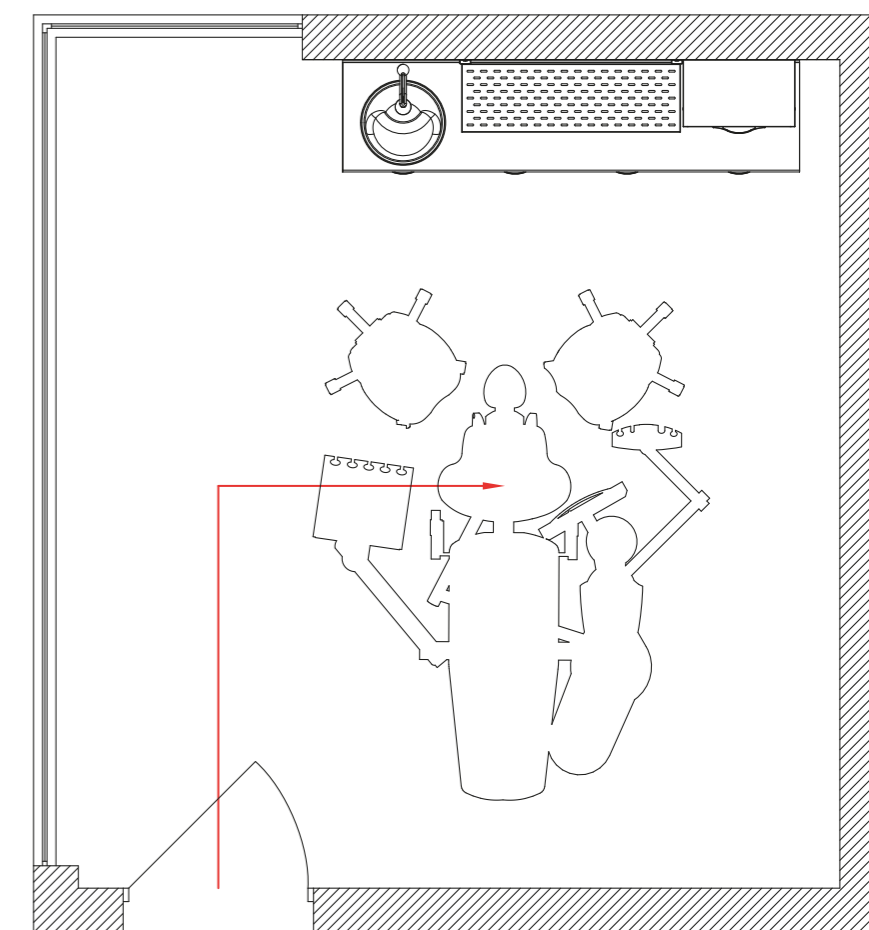
In questa composizione lineare, spiccano le maniglie in acciaio cromato lucido e i mobili con ante in vetro incorniciate dal bordo anta. La base è attrezzabile con lampada germicida. Elegante e funzionale il piano in laminato bianco con bordo anteriore postformato.

*In this straight composition, the handles in glossy chrome steel and the units with glass doors, framed by the door edge, stand out. The base can be equipped with germicidal lamp. The white laminate top with postformed front edge is elegant and functional.*





Le mensole in acciaio inox satinato sono facilmente amovibili per un'agevole pulizia. Il mobile pensile è completo di ripiani regolabili all'interno.  
 The shelves in satinized stainless steel are easily removable for a simplified cleaning. The hanging unit is complete with adjustable shelves inside.








# PLINTH<sup>1</sup>

Natura moderna.  
Modern nature.



LAG N. 15227



RAL 9010



N. 15227

Una composizione gradevolmente essenziale, ravvivata dalla forza del colore e dal decoro floreale. La base con zoccolo rientrante permette di avvicinare il corpo al piano di lavoro, garantendo una comoda operatività. Il lavello in acciaio inox, di forma sferica, si inserisce piacevolmente nel top colorato, in tonalità coordinata alle maniglie.

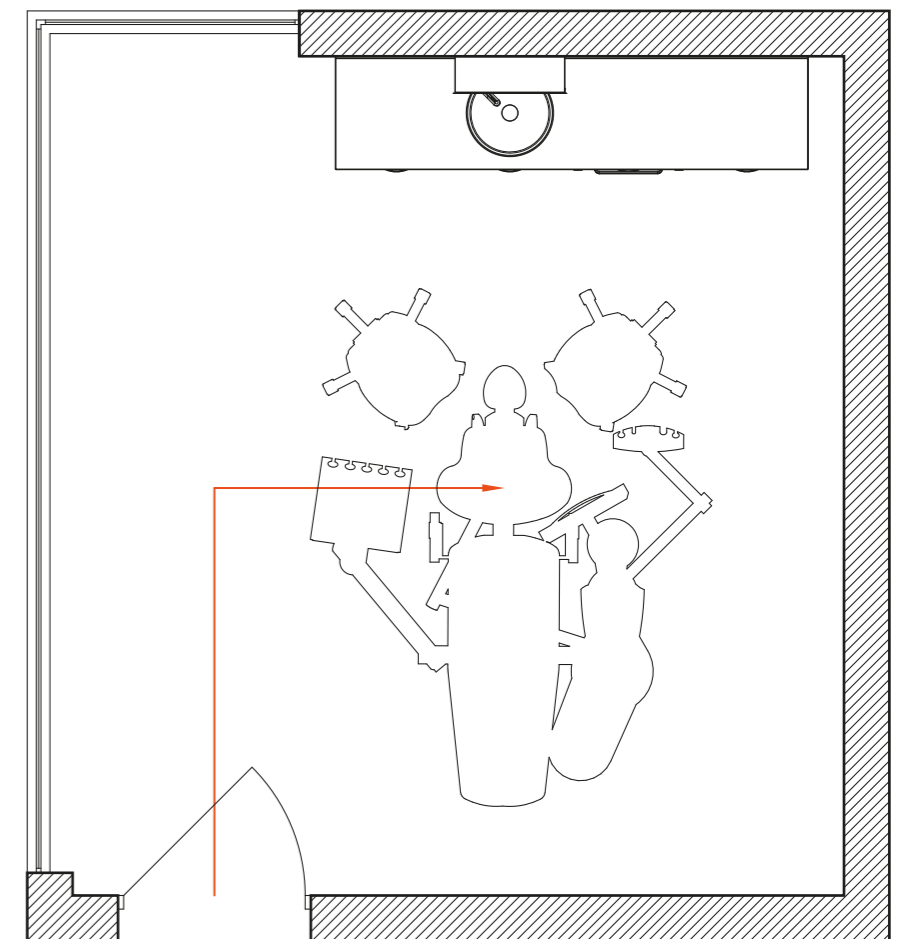
*A pleasantly essential composition, highlighted by the force of the colour and of the floral decoration. The closed base allows for the structure to be mounted in line with the top, which is another guarantee for comfortable practicality. The sphere-shaped sink in stainless steel is agreeably integrated in the coloured top and matches the handles.*





Il pensile attrezzato con contenitori per il materiale monouso, è personalizzato dall'anta con decoro floreale, proposto in 6 diverse varianti colore.

*The hanging unit supplied with dispensers for throwaway materials is customized by the door with floral decoration available in 6 different colours.*









# PLINTH<sup>2</sup>


Estetica geometrica.  
*Geometrical aesthetics.*



Corian Glacier White



RAL 9010



N. 12834 M

Massima linearità per questa composizione monolitica, con ante e cassetti dotati di sistema "push" che permette l'apertura senza maniglia esterna, con una semplice pressione. Il piano è ricavato da una lastra in Corian<sup>®</sup>, materiale igienico e resistente, con lavello termoformato di forma circolare.

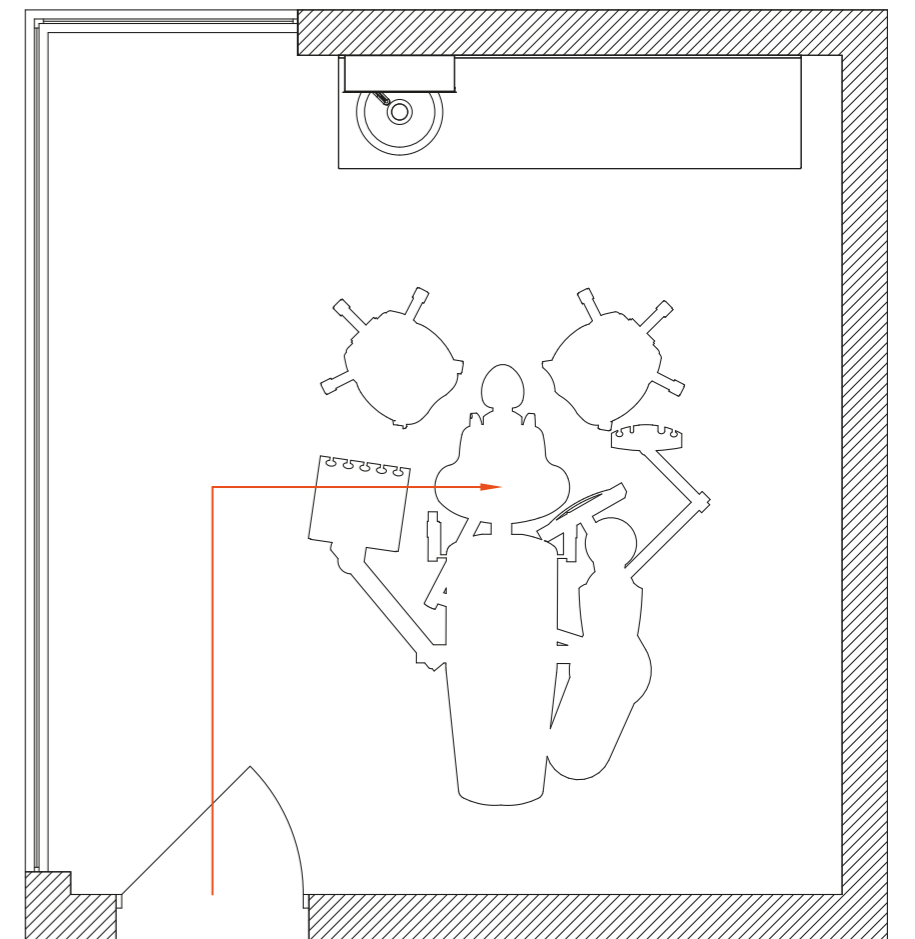
*Maximum linearity for this monolithic composition, with push-to-open doors and drawers, therefore without external handle, but by a simple pressure. The top is in Corian<sup>®</sup>, a resistant and hygienic material, with a round fused sink.*





Il pratico pensile predisposto per i materiali monouso, è caratterizzato da un decoro geometrico sull'anta, disponibile in 6 colori diversi.

*The practical dispenser for throwaway material is characterized by a geometrical decoration on the door, available in 6 different colours.*









# PLINTH<sup>3</sup>


Un angolo di funzionalità.  
A corner of functionality.



Laminato Bianco



RAL 9010



N. 15442 M

Questa composizione angolare, con zoccolo colorato rientrante, ottimizza lo spazio disponibile, offrendo una molteplicità di soluzioni per contenere il materiale. I cassetti e le ante sono dotati di sistema "push" per l'apertura a pressione, senza necessità di maniglie esterne. Il top è dotato di livello circolare a incasso.

*This corner composition, with coloured inward plinth, optimizes the available space and offers multiple solutions for the storage. The drawers and doors are supplied with the "push-to-open" system, without external handles. The top is complete with round incorporated sink.*





N. 15442 M



N. 15649



N. 15255 M



N. 15529



N. 15354



N. 15197 M



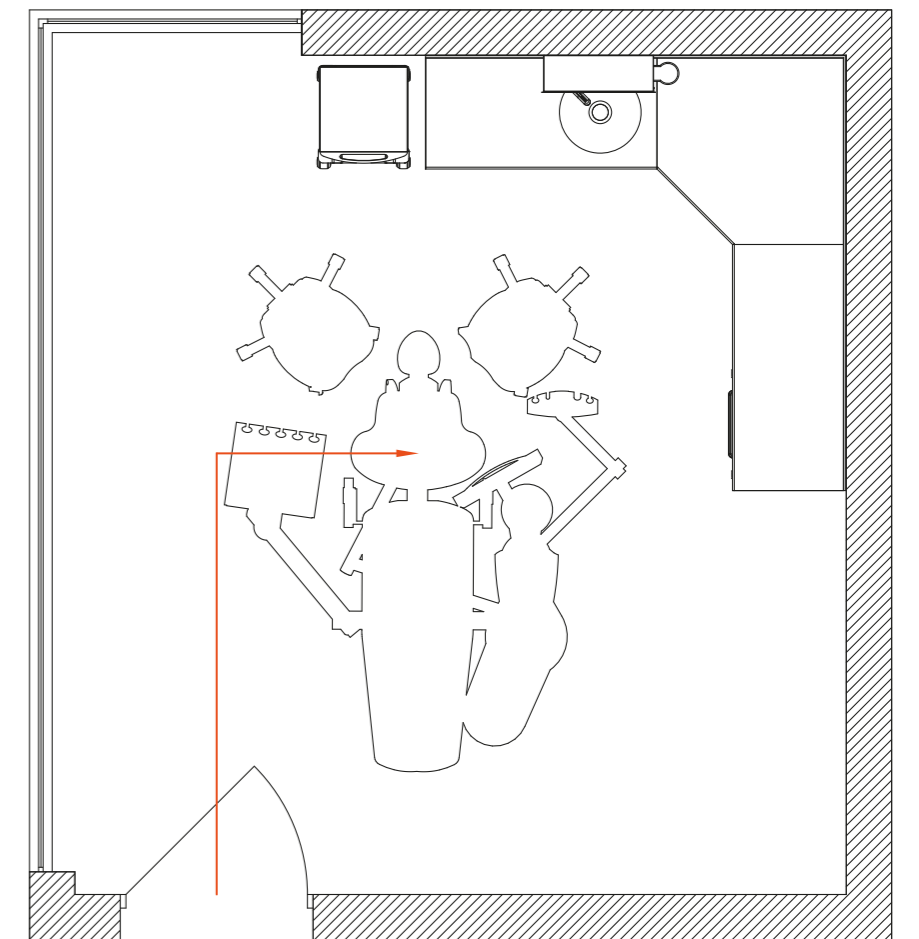
RAL 9002



RAL 9010

Il carrello di servizio, con comoda maniglia e ripiano intermedio, è predisposto con prese e passacavi ed è disponibile in 8 diversi colori.

*The service trolley, with practical handles and middle shelf, is supplied with sockets and cable passages and is available in 8 different colours.*






# Scheda Prodotto Focus

In questa scheda potrà trovare i materiali e componenti che caratterizzano questa linea prodotto, i componenti impiegati sono tutti di prima qualità e di fabbricazione italiana.

## Focus Product Sheet

*In this product sheet you will find the materials and the elements that characterize this line of product. All the elements that have been employed are of first rate and made in Italy.*



### METALLO

"Elettrozincato" Ze25/25, prodotto piano, in nastro o lamiera con zincatura elettrolitica, un rivestimento applicato mediante elettrolisi su entrambe le superfici. Lo spessore del rivestimento è di 25µm. Il trattamento superficiale riduce il rischio di corrosione che si verifica durante lo stoccaggio e costituisce un idoneo supporto per il trattamento di verniciatura.

### METAL

"Electrogalvanized" Ze25/25, produced flat, in belt or metal sheet with electrolytic galvanization, a covering applied through electrolysis on both surfaces. The thickness of the covering is 25µm. The surface treatment limits the risk of corrosion, that occurs during the storage, and represents a suitable support for the painting treatment.



### STRUTTURA

In lamiera elettrozincata spessore 8/10 con rinforzi e parti interne spessore 10/10 piegata e saldata in modo da ottenere una struttura solida e resistente.

### STRUCTURE

In electrogalvanized metal sheet, thickness 8/10 with supports and internal parts with thickness 10/10 bended and welded in order to obtain a resistant structure.



### VERNICIATURA

Il nostro processo di verniciatura comporta il lavaggio e la sgrassatura del materiale, l'applicazione del trattamento di fosfatazione e l'utilizzo di polveri certificate di qualità ad alta temperatura e finitura in forno a 180-200°C. L'organizzazione della produzione è centrata sul costante controllo della qualità. Le vernici utilizzate sono atossiche, senza metalli pesanti e chimicamente resistenti ai raggi UV e alla corrosione.

### PAINTING

Our painting process entails the washing and degreasing of the material, the application of the phosphate conversion coating treatment and the employment of certified and high quality powders in high temperature and finishing in furnace at 180-200°C. The organization of the production is focused on the constant control of the quality. The paints employed are non-toxic, without heavy metals, and chemically resistant to UV light and to corrosion.





**CASSETTI SELF CLOSE**

Cassetti in metallo verniciato di varie dimensioni ad estrazione quasi totale. Vi si possono inserire bacinelle in PST atossico che consentono di suddividere lo spazio all'interno dei cassetti, versione cassetto con maniglie.

**SELF-CLOSING DRAWERS**

Drawers in painted metal of various measurements, that open almost entirely and are supplied with inserts in untoxic PST, allowing for the division of the space inside – version of drawers with handles.



**RUOTE**

Supporto in tecnopolimero e ruota piroettante in gomma morbida con diametro 50mm, in colore bianco-grigio.

**WHEELS**

Support in engineer plastic and wheel in soft rubber with diameter 50mm, in white-grey colour.




**GUIDE SELF CLOSE**

Guide a scorrimento silenzioso realizzate in acciaio ad alta resistenza per supportare le più gravose condizioni di carico, portata 25Kg. Inserite a scomparsa nel fondo del cassetto sono sempre complete di chiusura soft.

**SELF-CLOSING GUIDES**

Silent ball-bearing slides made of high-resistance steel to support the most onerous loading conditions, payload 25Kg. Inserted in the bottom of the drawer, they are always equipped with the soft-closing accessory.



**MANIGLIE**

Maniglie in alluminio dalla forma morbida di facile presa, con finitura cromata o verniciata nei colori come da nostra scala colori Colours Collection 2.015.

**HANDLES**

Handles in aluminium, soft shape and easy to grab, with chromed or painted finishing with the colours of our Colours Collection 2.015.



**PIEDINI**

Supporto in tecnopolimero e tubo in acciaio inox satinato con puntale regolabile in altezza per il livellamento delle basi.

**FEET**

Support in engineer plastic and satinized stainless steel tube for the levelling of the bases.



**CERNIERE**

Cerniere in acciaio con riporto galvanico di rame e nichel, dotate di due regolazioni, apertura 110° e resistenza garantita di 120.000 cicli di apertura - chiusura.

**HINGES**

Hinges in steel with buildup of copper and nickel, equipped with two regulations. 110° opening and guaranteed resistance to 120.000 opening-closing cycles.





**CASSETTI PUSH**

Cassetti in metallo verniciato di varie dimensioni ad estrazione quasi totale. Vi si possono inserire bacinelle in PST atossico che consentono di suddividere lo spazio all'interno dei cassetti, versione cassetto senza maniglia.

**PUSH MECHANISM FOR DRAWERS**

Drawers in painted metal of various measurements, that open almost entirely and are supplied with inserts in untoxic PST, allowing for the division of the space inside – version of drawers without handles.



**APERTURA ANTA PUSH**

Dotate con supporto con regolazione per doppio cricchetto magnetico.

**PUSH MECHANISM FOR DOORS**

Support with adjustment mechanism for double magnetic ratchet.



**GUIDA PUSH**

Guide a scorrimento silenzioso con sistema push integrato realizzate in acciaio ad alta resistenza.

**PUSH SLIDE**

Silent slides with integrated push-to-open system, made in highly resistant steel.



**ZOCOLO**

Zoccolo in metallo verniciato completo di piedini per il livellamento del mobile.

**PLINTH**

Plinth in painted metal supplied with feet for the levelling of the unit.





**PIANO LAMINATO**

Piano laminato bianco di 30mm costituito da pannelli di particelle di legno idrorepellente di classe 1 rivestito in laminato HPL antigraffio e postformato D8 anteriormente, con alzatina in acciaio inox satinato.

**LAMINATE TOP**

White laminate top 30mm thick made of water-repellent panels of wood of class 1, covered by HPL anti-scratch laminate and frontally by postforming laminate D8, with satinized stainless steel rim.



**PIANO VETRO**

Piano in vetro costituito da una lastra di vetro float o extra-light di spessore 10 o 15 mm, materiale ricco di fascino, attrae per la sua brillantezza e inalterabilità, producendo un esaltante effetto estetico. Il vetro è un materiale atossico e rappresenta una garanzia di igiene e di perfetta pulizia.

**GLASS TOP**

Glass top made of a float or extra-light glass sheet thickness 10 or 15 mm. A fascinating material which attracts for its brilliance and inalterability, it produces an exciting aesthetic effect. The glass is a non-toxic material, and it represents a guarantee for the hygiene and a perfect cleaning.



**PIANO CORIAN®**

Piano in Corian® spessore 12mm, materiale non poroso e compatto in tutto il suo spessore può essere costruito con giunzioni impercettibili e senza cavità capaci di trattenere lo sporco e liquidi da rendere la superficie molto igienica, eventuale alzatina posteriore o laterale incollata.

**CORIAN® TOP**

Corian® top thickness 12 mm. Non-porous material, compact in all its thickness, it can be built with imperceptible connections and without cavities able to hold back filth and liquids and to make the surface very hygienic. It is possible to have a rear or lateral rim glued.



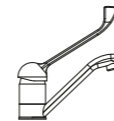
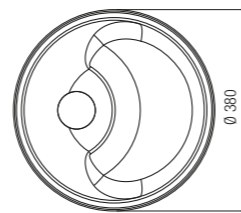
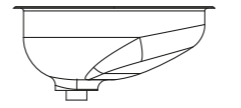


**LAVELLO A GOCCIA IN ACCIAIO LUCIDO**

Lavello in acciaio inox 304 con forma a goccia e finitura lucida a specchio senza foro troppopieno, incasso sopra piano nel laminato. Facile da pulire e altamente igienico e duraturo nel tempo. Consigliato l'utilizzo nello studio e sterilizzazione.

**GLOSSY STEEL DROP SINK**

Drop-shaped sink in stainless steel 304, gloss finish, without overflow hole, to be built above the laminate top. Easy to clean and highly hygienic and long-lasting. Recommended for the practice and sterilization.



FO/MIXT

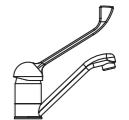
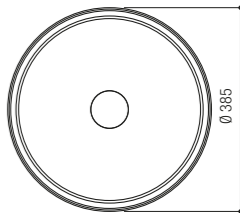
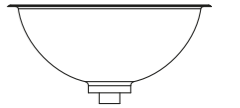


**LAVELLO A SFERA IN INOX LUCIDO**

Lavello in acciaio inox 304 con forma a sfera e finitura lucida a specchio senza foro troppopieno, con bordo perimetrale da incasso nel piano in vetro spessore 10 mm. Facile da pulire e altamente igienico e duraturo nel tempo. Consigliato l'utilizzo nello studio.

**GLOSSY STAINLESS STEEL SPHERICAL SINK**

Stainless steel 304 spherical sink and gloss finish, without overflow hole, to be built in the glass top of thickness 10 mm. Easy to clean and highly hygienic and long-lasting. Recommended for the practice.



FO/MIXT

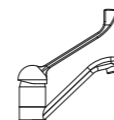
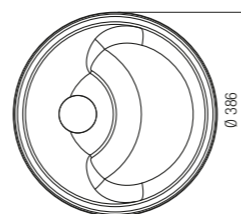
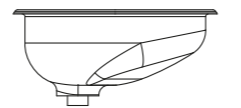


**LAVELLO A GOCCIA IN ACCIAIO SMALTATO**

Lavello in acciaio porcellanato bianco con forma a goccia senza foro troppopieno, incasso sopra piano nel laminato. Facile da pulire e altamente igienico e duraturo nel tempo. Consigliato l'utilizzo nello studio.

**ENAMELLED STEEL DROP SINK**

Drop-shaped sink in white porcelain – steel, without overflow hole. Recessed above the laminate top. Easy to clean and highly hygienic and long-lasting. Recommended for the practice.



FO/MIXT

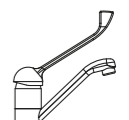
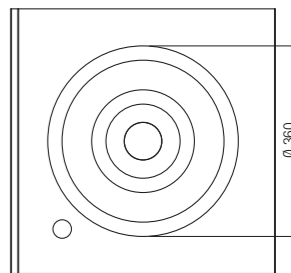
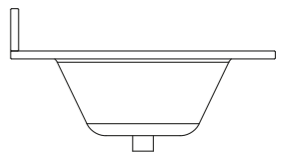


**LAVELLO FUSO IN VETRO**

Lavello in vetro ricavato tramite fusione con forma circolare e morbida, piano e lavello si presentano come un corpo unico verniciato dello stesso colore, con vernici che garantiscono una perfetta tenuta nel tempo. Consigliato l'utilizzo nello studio.

**GLASS FUSED SINK**

Glass sink obtained through melting. Circular and soft shape, top and sink are an unique body painted with the same colour, with paints which guarantee a perfect resistance over time. Recommended for the practice.



FO/MIXT

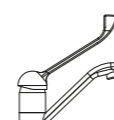
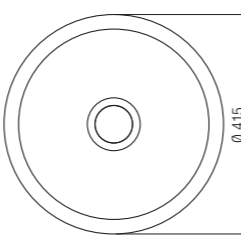
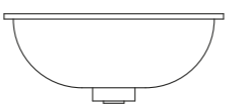


**LAVELLO IN CERAMICA A FILO PIANO**

Lavello in ceramica porcellanata bianca con forma circolare e integrato a filo piano. Facile da pulire, ecologico, incollaggio possibile solo su piani in laminato. Consigliato l'utilizzo nello studio.

**CERAMIC SINK AT WORKTOP LEVEL**

Round-shaped sink in white porcelain – ceramic, recessed at worktop level. Easy to clean, eco-friendly, bond possible on laminate tops only. Recommended for the practice.



FO/MIXT

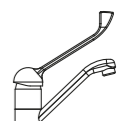
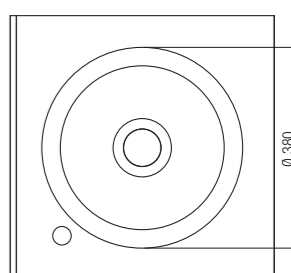
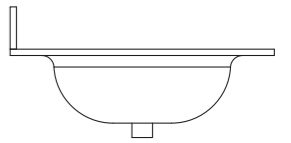


**LAVELLO FUSO IN CORIAN®**

Lavello in Corian® Glacier White ricavato tramite termoformatura con una forma circolare e morbida, il lavello si presenta privo di giunture e dello stesso colore del piano, vasca senza troppo pieno. Consigliato l'utilizzo nello studio.

**CORIAN® FUSED SINK**

Glacier White Corian® sink obtained through thermoforming. Circular and soft shape, the sink has no junctions and it is of the same colour of the top. Basin without overflow. Recommended for the practice.



FO/MIXT





**CESTINO PORTARIFIUTI**

Cesto portarifiuti in tondino di acciaio cromato, ancorato all'anta tramite ganci piegati.

**WASTE BASKET**

Waste basket of chromed steel, fastened at the door through bended hooks.



**VETRINA CON ANTA**

Anta vetrina con cornice perimetrale in metallo verniciato, la parte centrale in vetro acidato e temperato è fissata all'anta mediante profili in acciaio inox lucido.

**HANGING UNIT WITH DOOR**

Door of the hanging unit with painted-metal frame along the perimeter. The central part, made of acid etched glass, is fastened to the door through glossy stainless steel profiles.



**DOSATORE SAPONE**

Distributore di sapone liquido ad incasso, corpo superiore con finitura cromo lucido. Bottiglia in polietilene traslucido, ricaricabile dalla parte superiore.

**SOAP DISPENSER**

Liquid soap dispenser to be recessed. Upper body with glossy chrome finish. Bottle in translucent polyethylene, rechargeable from the upper side.



**MOBILE MAGAZZINO**

Anta con apertura reversibile anche in fase di installazione. I ripiani interni sono in metallo verniciato, la loro posizione è regolabile.

**STORAGE UNIT**

Door with opening that can be reversed also during the installation phase. The internal shelves are made of painted metal, and their position is adjustable.



**COMANDO A PEDALE**

Comando elettrico erogazione acqua con sensore a molla, fissato sotto la base, gruppo elettrovalvole a bassa tensione completo di attacchi per la rete idrica.

**PEDAL COMMAND FOR SINK**

Electric command for water with spring sensor, placed under the base, electro-valves group at low tension complete of connections for the plumbing system.



**VETRINA CON VETRI**

Ante in vetro acidato e temperato di 6mm di spessore, i binari di scorrimento delle ante sono in alluminio anodizzato.

**HANGING UNIT WITH GLASS**

Acid etched glass doors, 6mm thick. The internal tracks of the doors are made of anodized aluminium.



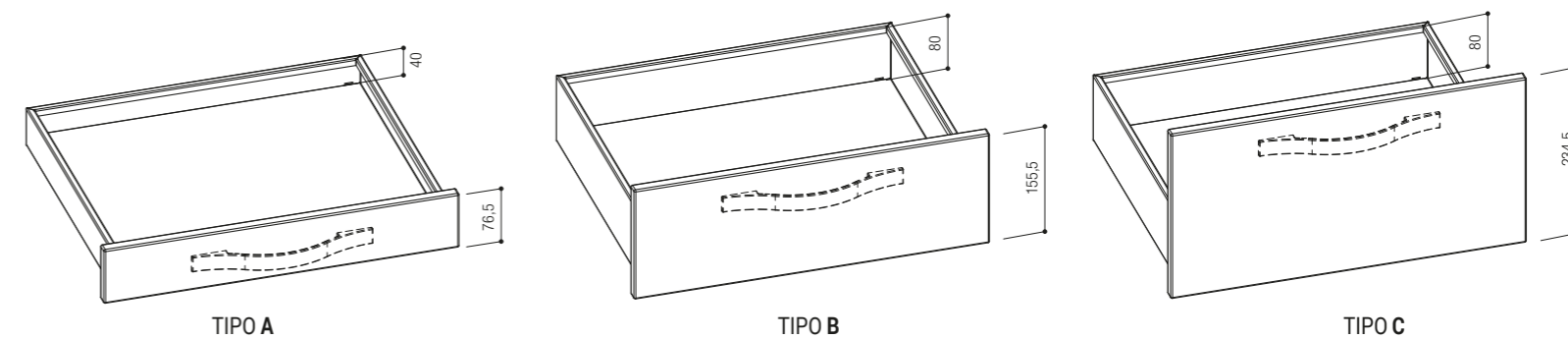


**CASSETTI**

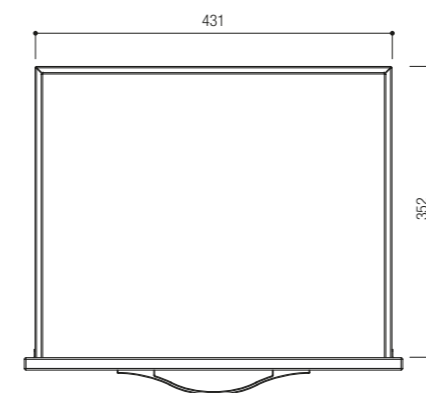
Dimensioni cassetti e varianti bacinelle per i materiali e strumenti.

**DRAWERS**

Drawers dimension and different inserts for materials and tools.




**CASSETTI H40  
DRAWERS H40**

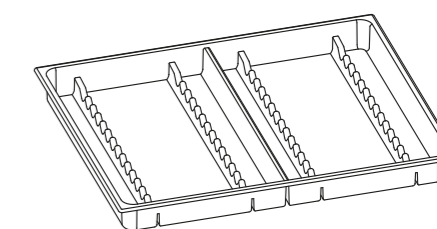


**BACINELLE per cassetti H40  
INSERTS for drawers H40**

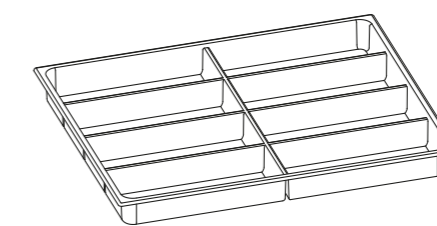
FO/B40



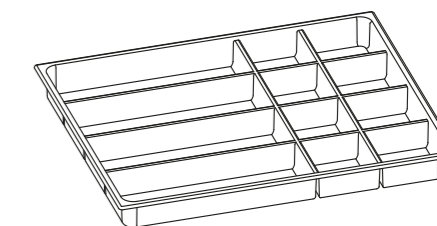
LISCIA



CREMAGLIERA

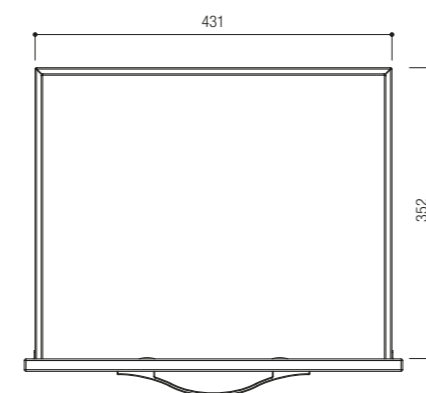


8 SCOMPARTI




12 SCOMPARTI

**CASSETTI H80  
DRAWER H80**

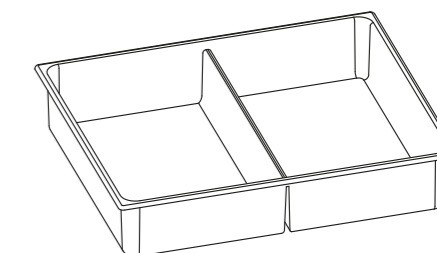


**BACINELLE per cassetti H80  
INSERTS for drawers H80**

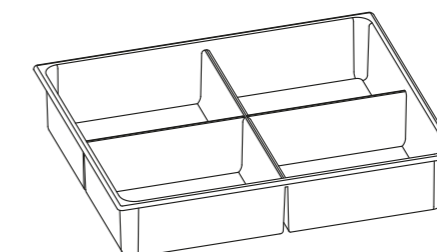
FO/B80



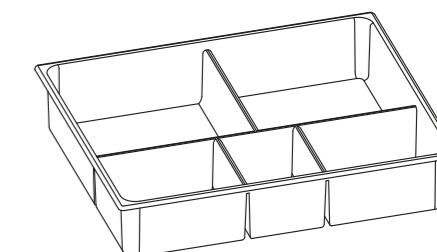
LISCIA



2 SCOMPARTI



4 SCOMPARTI

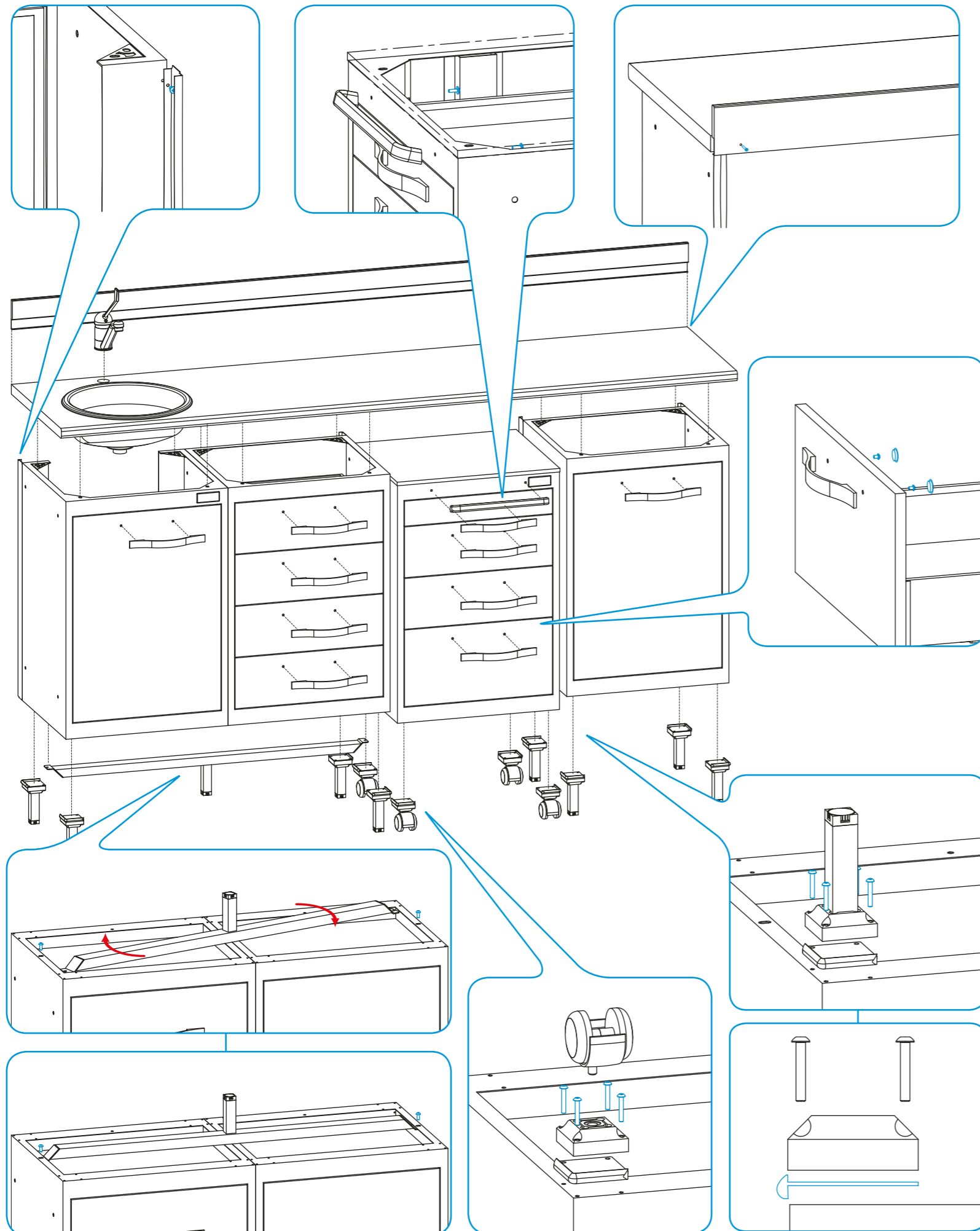


5 SCOMPARTI

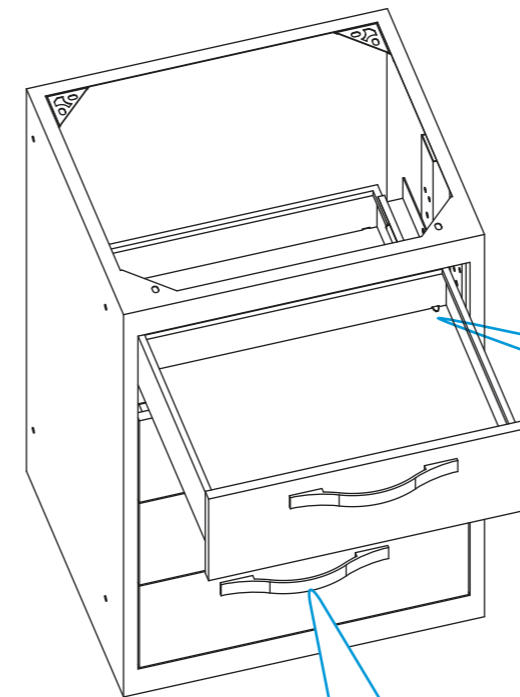
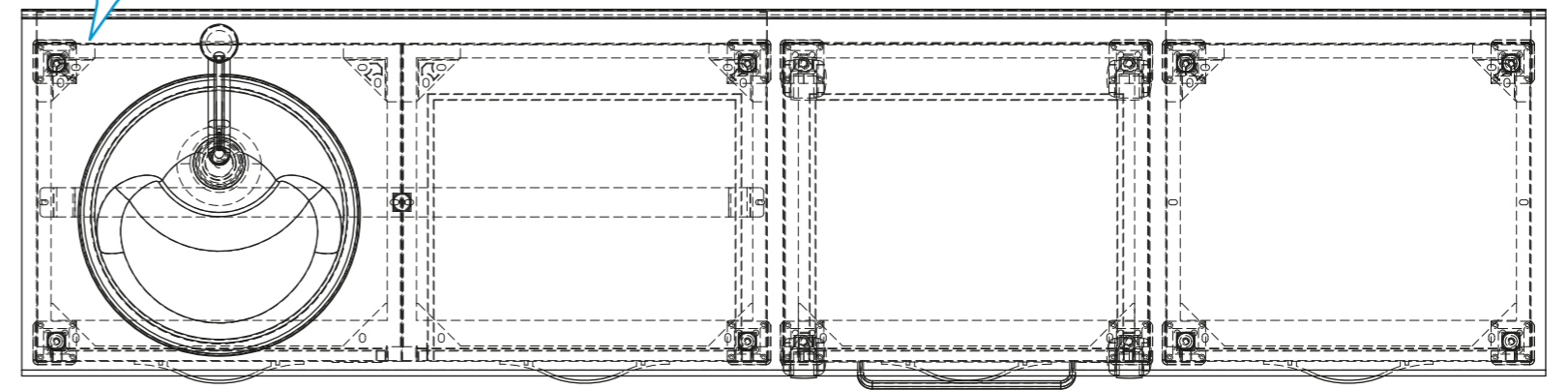


**Esplso dei componenti da assemblare in modo semplice e veloce, tutte le forature sono già eseguite.  
I particolari contengono le viti necessarie al montaggio.**

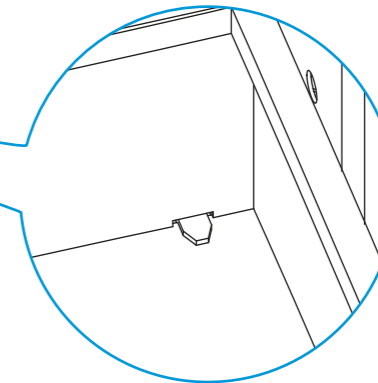
**Exploded-view drawing of the elements to be assembled in an easy and fast way. All the holes have already been done.  
The components includes all the necessary screws for the assembly.**



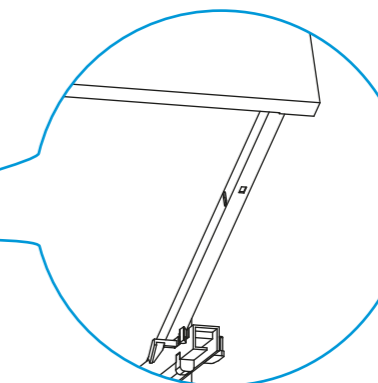
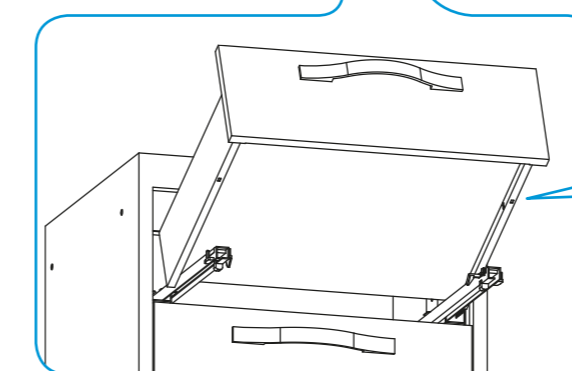
Vano tecnico di 45mm nella parte posteriore delle basi per attacchi idraulici e collegamenti elettrici.  
Technical compartment of 45mm in the rear part of the units for hydraulic and electrical connections.



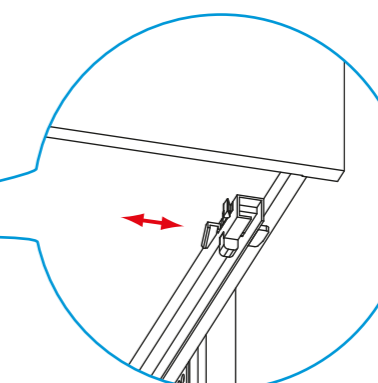
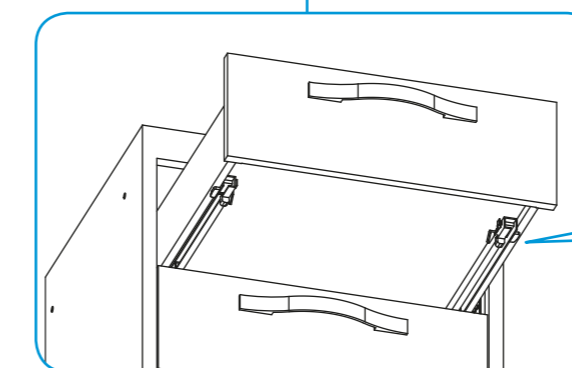
Guide con regolazione in altezza del cassetto, complete di pistoncini idraulici per rallentamento in chiusura.  
Guides with regulation of the height of the drawer, equipped with hydraulic pistons for the slowdown during the closing.



Linguetta incastro guida al fondo del cassetto.  
Tab for the joint of the guide to the bottom of the drawer.



Forature bordo cassetto per ancoraggio guida.  
Holes on the borders of the drawer for the fastening of the guide.

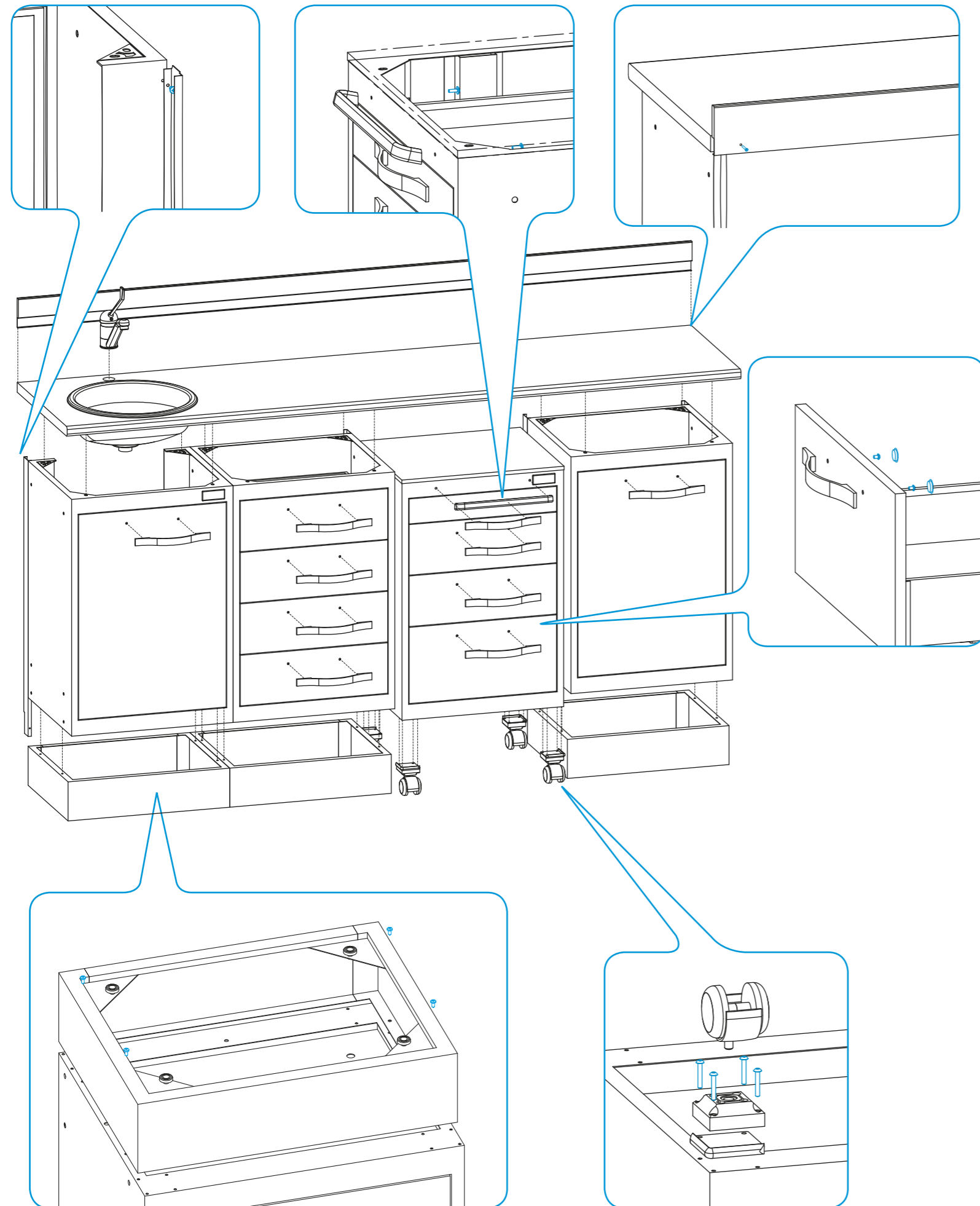


Aggancio - sgancio guida al fondo cassetto.  
Guide coupling-unfastening to the bottom of the drawer.

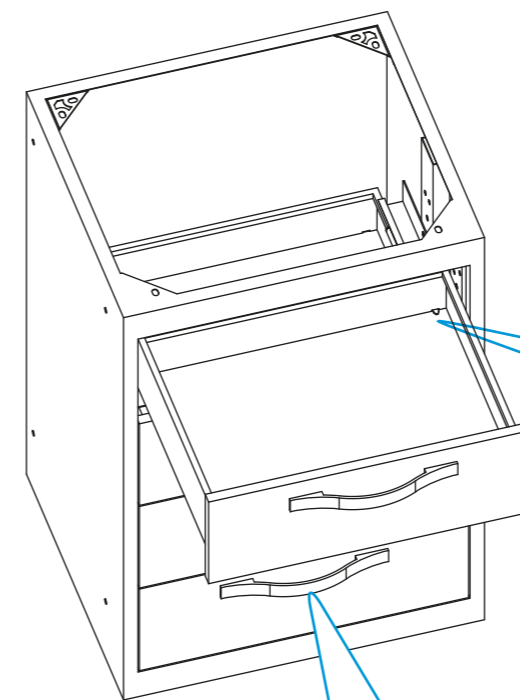
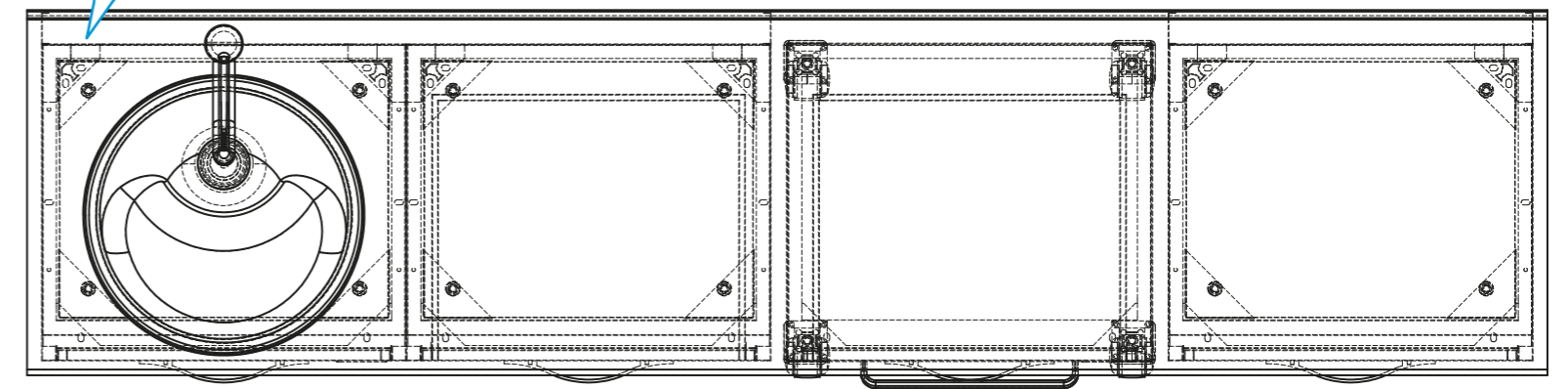


Esposo dei componenti da assemblare in modo semplice e veloce, tutte le forature sono già eseguite.  
I particolari contengono le viti necessarie al montaggio.

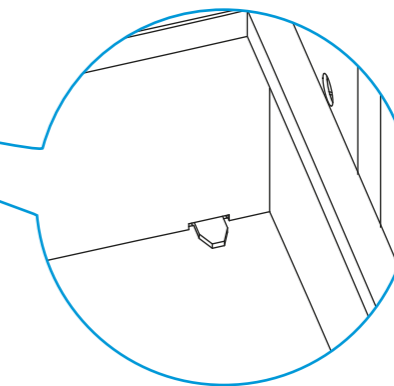
Exploded-view drawing of the elements to be assembled in an easy and fast way. All the holes have already been done.  
The components includes all the necessary screws for the assembly.



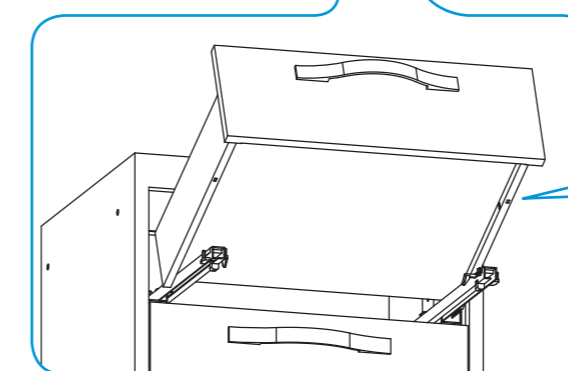
Vano tecnico di 45mm nella parte posteriore delle basi per attacchi idraulici e collegamenti elettrici.  
Technical compartment of 45mm in the rear part of the units for hydraulic and electrical connections.



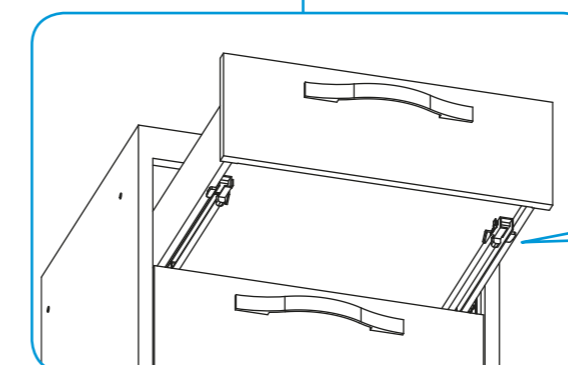
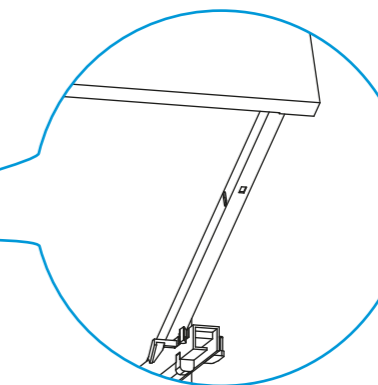
Guide con regolazione in altezza del cassetto, complete di pistoncini idraulici per rallentamento in chiusura.  
Guides with regulation of the height of the drawer, equipped with hydraulic pistons for the slowdown during the closing.



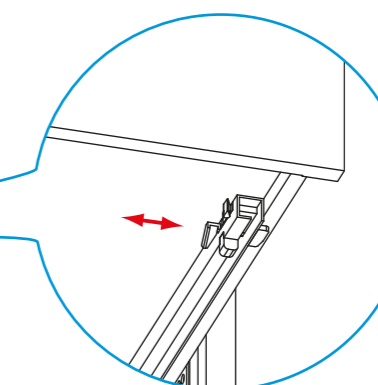
Linguetta incastro guida al fondo del cassetto.  
Tab for the joint of the guide to the bottom of the drawer.



Forature bordo cassetto per ancoraggio guida.  
Holes on the borders of the drawer for the fastening of the guide.

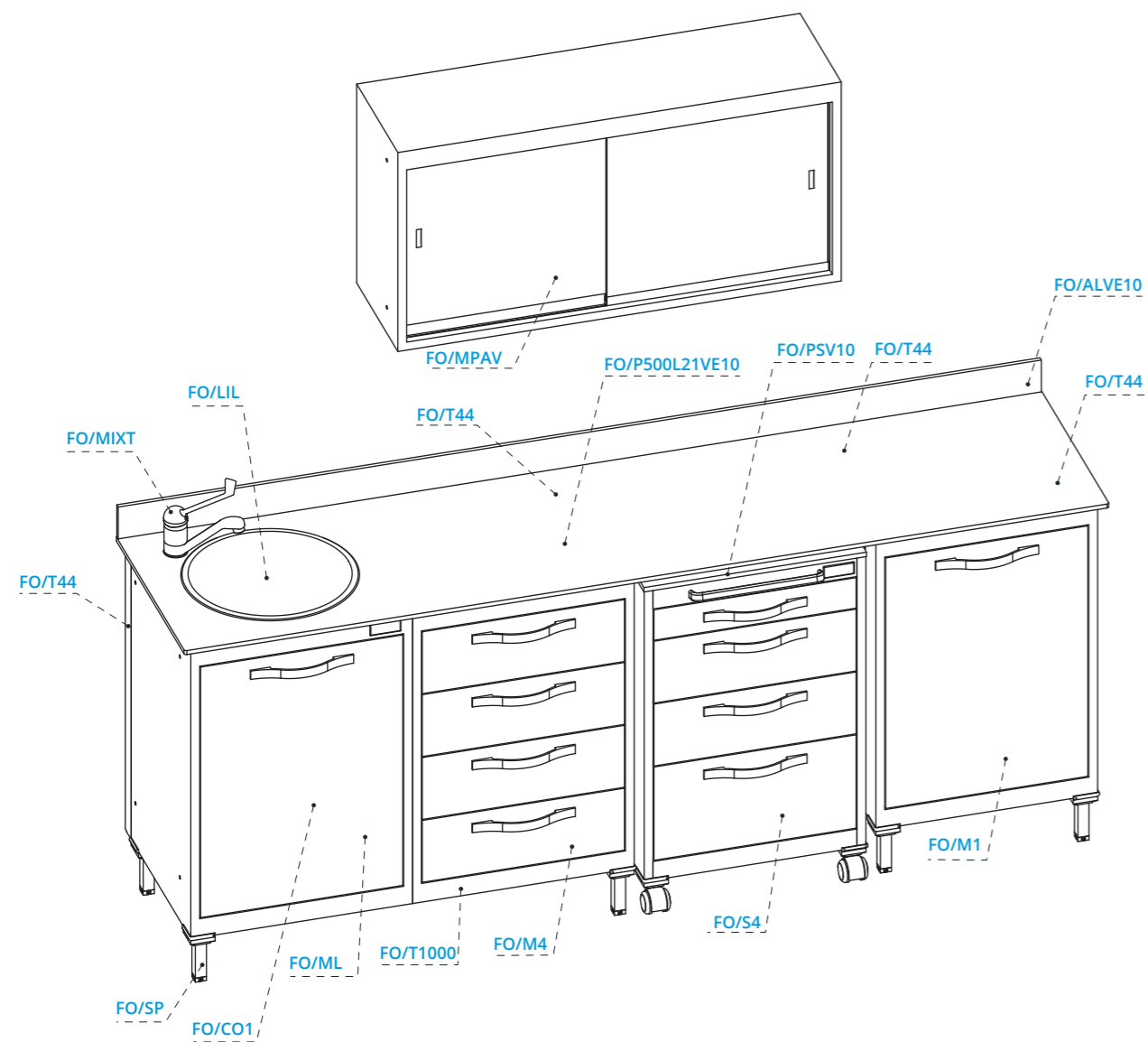


Aggancio - sgancio guida al fondo cassetto.  
Guide coupling-unfastening to the bottom of the drawer.



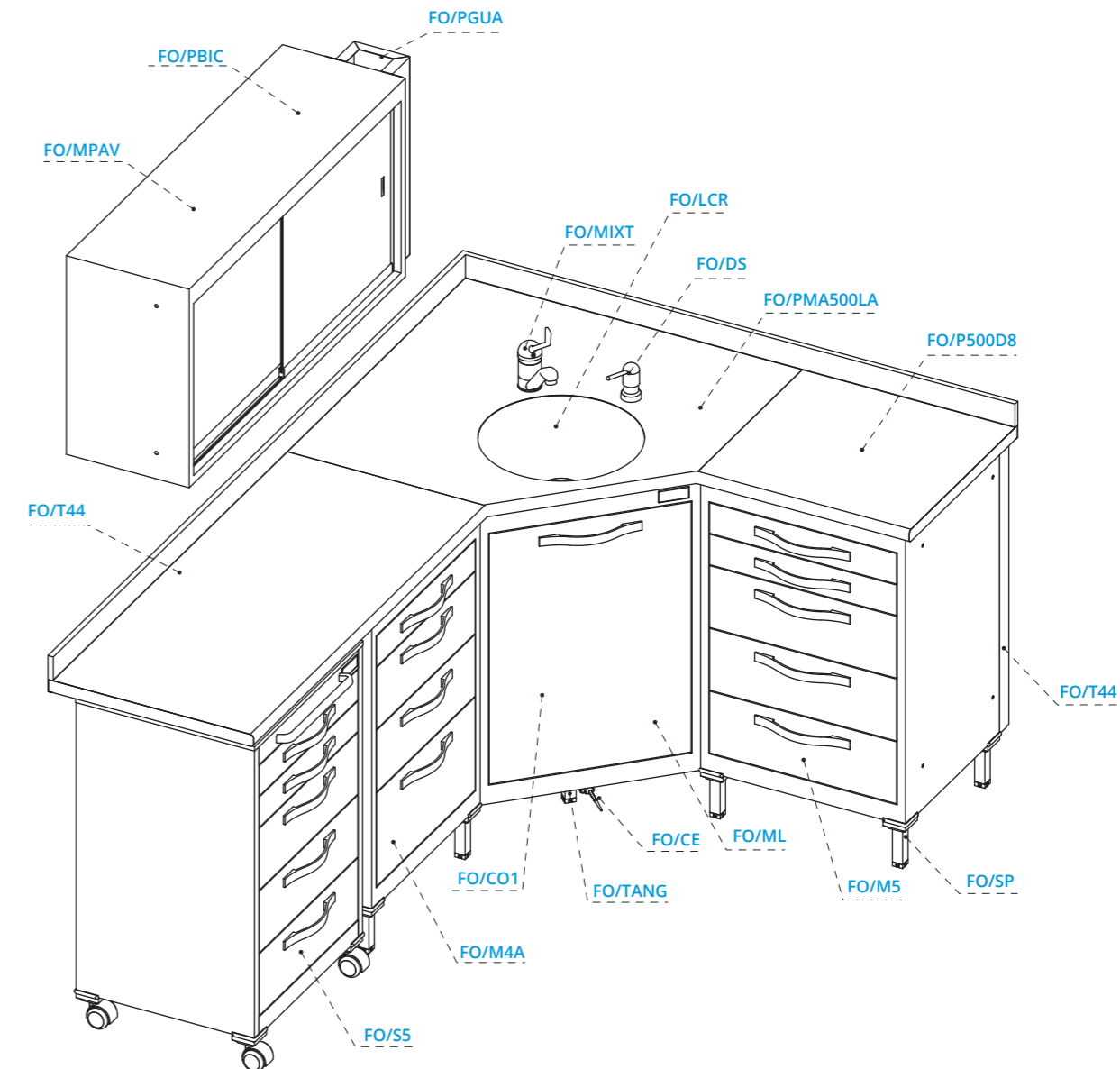


Composizione lineare  
Straight composition



Qty.	Art. / Item	Descrizione	Description	L / W	P / D	H / H	Pag. / Page
1	FO/ML	Mobile lavello	Unit for sink	500	435	729	56
1	FO/CO1	Cestino portarifiuti	Waste basket				60
1	FO/MIXT	Miscelatore	Mixer				60
1	FO/LIL	Lavello inox sfera	Round stainless steel sink				60
8	FO/SP	Piede supporto base	Support foot for unit	60	60	120	57
1	FO/M4	Mobile	Unit	500	435	729	56
1	FO/T1000	Traversa L1000	Crosspiece L1000	954	40	120	57
1	FO/S4	Servomobile	Mobile unit	500	435	810	58
1	FO/M1	Mobile	Unit	500	435	729	56
4	FO/T44	Tamponamento	Cover panel				57
1	FO/MPAV	Mobile pensile	Hanging unit	1000	300	500	59
1	FO/B40	Bacinelle H40	Insert H40				58
1	FO/B80	Bacinelle H80	Insert H80				58
7	FO/B80	Bacinelle H80	Insert H80				58
1	FO/PSV10	Piano vetro	Glass worktop	501	436,5	10	62
1	FO/ALVE10	Alzatina vetro	Glass rim	2085	10	80	62
1	FO/P500L21VE10	Piano vetro	Glass worktop	2085	500	10	61

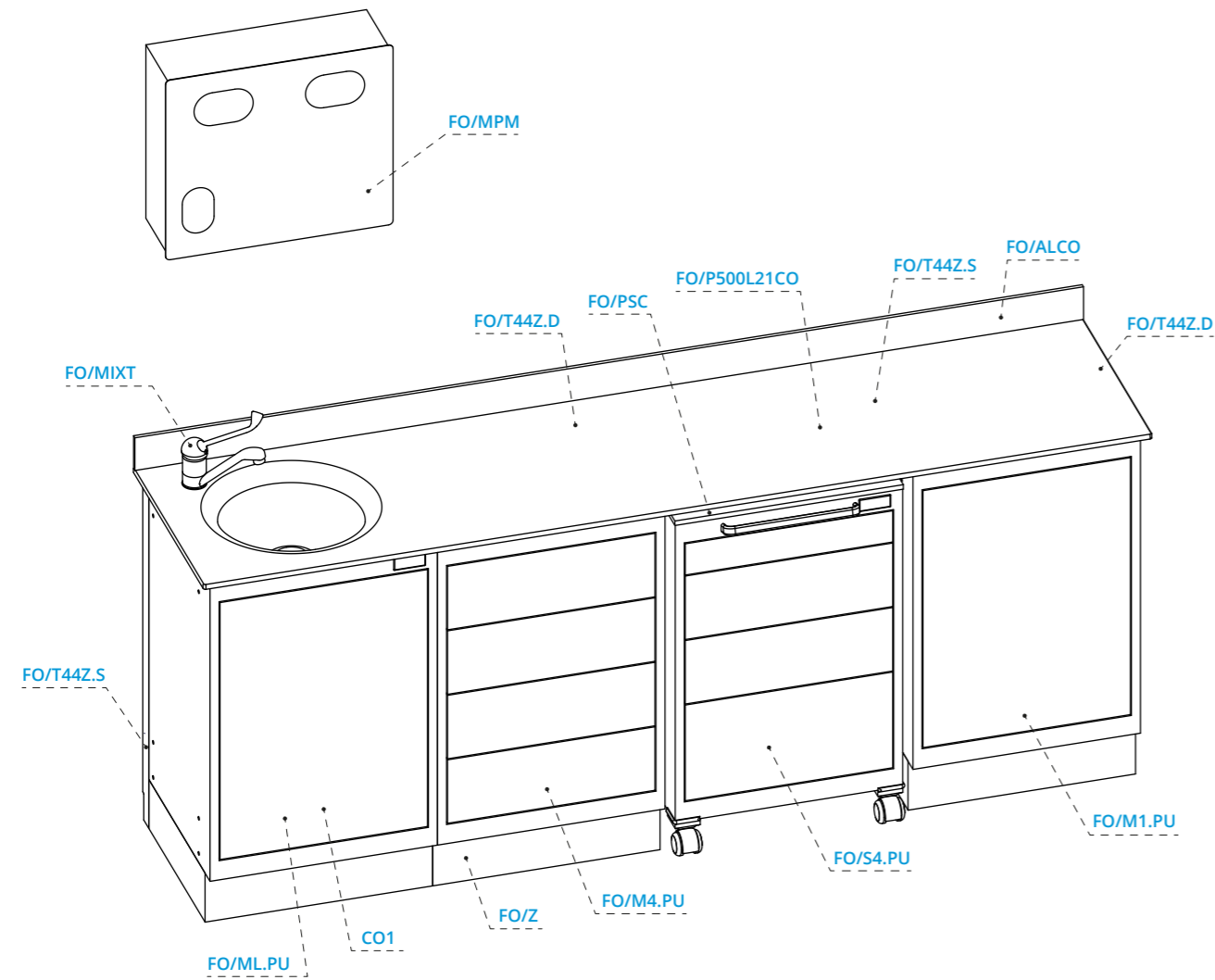
Composizione angolare  
Corner composition



Qty.	Art. / Item	Descrizione	Description	L / W	P / D	H / H	Pag. / Page
1	FO/S5	Servomobile	Mobile unit	500	435	810	58
1	FO/M4A	Mobile	Unit	500	435	729	56
1	FO/ML	Mobile lavello	Unit for sink	500	435	729	56
1	FO/CO1	Cestino portarifiuti	Waste basket				60
1	FO/CE	Comando a pedale	Electromagnetic command				60
1	FO/MIXT	Miscelatore	Mixer				60
1	FO/DS	Dosatore detergente	Dispenser for disinfectant and soap				60
1	FO/LCR	Lavello ceramica	Ceramic sink				60
1	FO/TANG	Traversa angolare	Corner crosspiece	763	40	120	57
10	FO/SP	Piede supporto base	Support foot for unit	60	60	120	57
1	FO/M5	Mobile	Unit	500	435	729	56
2	FO/T44	Tamponamento	Panel				57
1	FO/MPAV	Mobile pensile	Hanging unit	1000	300	500	59
1	FO/PBIC	Portabicchieri mobile pensile	Cup dispenser for hanging unit				59
1	FO/PGUA	Contenitore guanti	Gloves dispenser				59
5	FO/B40	Bacinelle H40	Insert H40				58
9	FO/B80	Bacinelle H80	Insert H80				58
1	FO/P500D8	Piano laminato bianco	White laminate top	1085	500	30	61
1	FO/P500D8	Piano laminato bianco	White laminate top	520	500	30	61
1	FO/PMA500LA	Piano angolare laminato bianco	Corner worktop in white laminate	833	500	30	61
2	FO/PT1	Tiranti con lamelle	Union of worktop				62

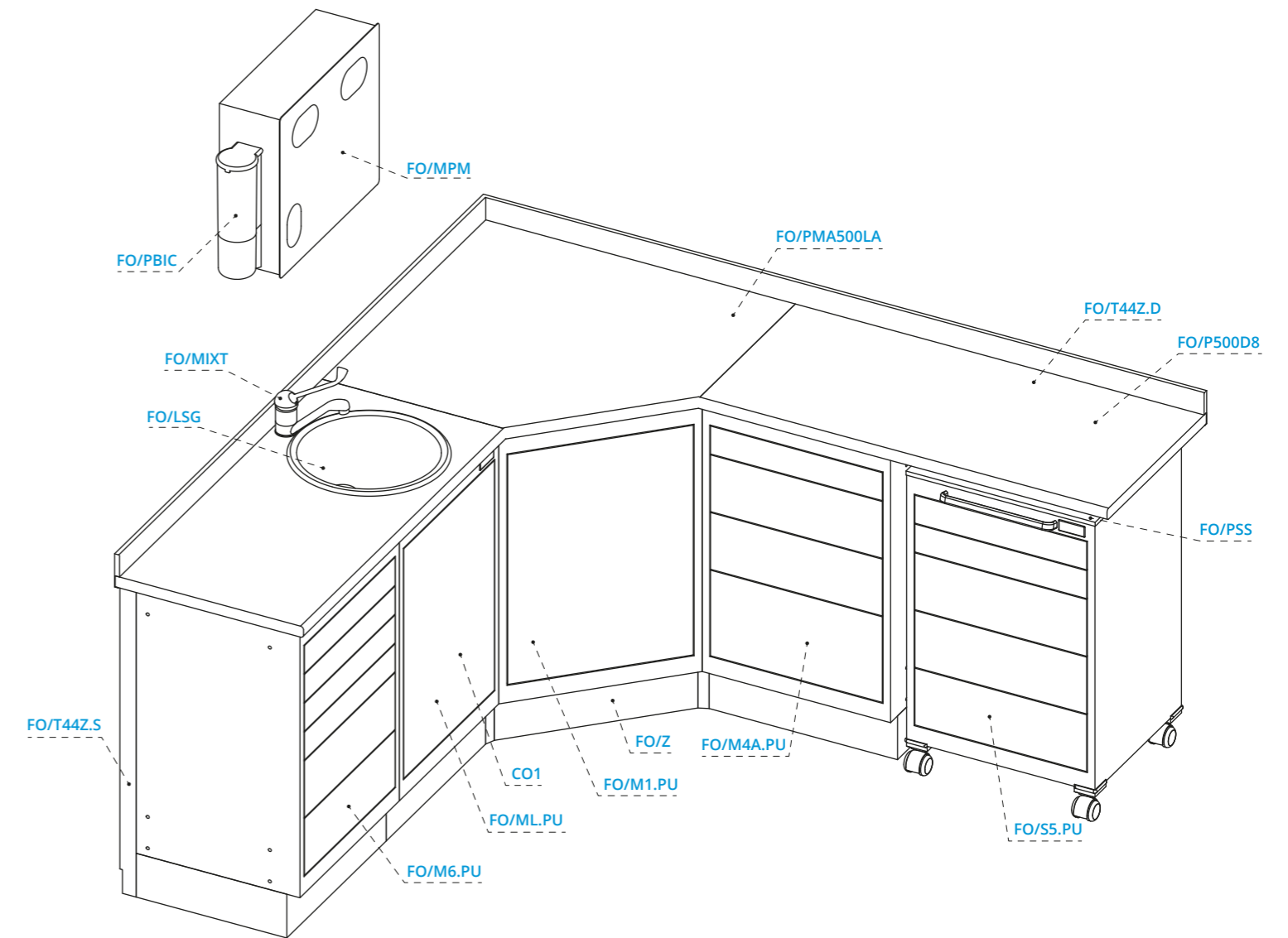


Composizione lineare  
Straight composition



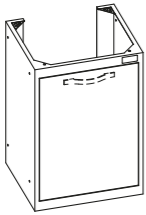


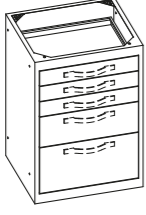
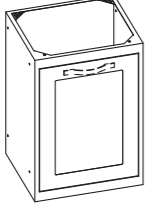
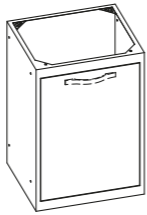


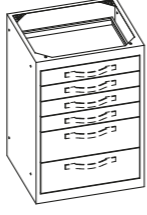
Qty.	Art. / Item	Descrizione	Description	L / W	P / D	H / H	Pag. / Page
1	FO/ML.PU	Mobile lavello	Unit for sink	500	435	729	56
1	FO/CO1	Cestino portarifiuti	Waste basket				60
1	FO/MIXT	Miscelatore	Mixer				60
1	FO/M4.PU	Mobile	Unit	500	435	729	56
1	FO/S4.PU	Servomobile	Mobile unit	500	435	810	58
1	FO/M1.PU	Mobile	Unit	500	435	729	56
3	FO/Z	Zoccolo	Closed base	500	400	120	57
2	FO/T44Z.S	Tamponamento	Cover panel				57
2	FO/T44Z.D	Tamponamento	Cover panel				57
1	FO/MPM	Mobile pensile	Hanging unit	500	165	440	59
1	FO/B40	Bacinelle H40	Insert H40				58
7	FO/B80	Bacinelle H80	Insert H80				58
1	FO/PSC	Piano Corian	Corian Top	501	436,5	12	62
1	FO/ALCO	Alzatina Corian	Corian rim	2085	12	80	62
1	FO/P500L21CO	Piano Corian	Corian Top	2085	500	12	61









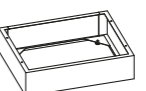


Composizione angolare  
Corner composition



Qty.	Art. / Item	Descrizione	Description	L / W	P / D	H / H	Pag. / Page
1	FO/M6.PU	Mobile	Unit	500	435	729	56
1	FO/ML.PU	Mobile lavello	Unit for sink	500	435	729	56
1	FO/CO1	Cestino portarifiuti	Waste basket				60
1	FO/MIXT	Miscelatore	Mixer				60
1	FO/LSG	Lavello metallo smaltato	Sink in enamelled steel				60
1	FO/M1.PU	Mobile	Unit	500	435	729	56
1	FO/M4A.PU	Mobile	Unit	500	435	729	56
1	FO/S5.PU	Servomobile	Mobile unit	500	435	810	58
4	FO/Z	Zoccolo	Closed base	500	400	120	57
1	FO/T44Z.S	Tamponamento	Panel				57
1	FO/T44Z.D	Tamponamento	Panel				57
1	FO/MPM	Mobile pensile	Hanging unit	500	165	440	59
1	FO/PBIC	Portabicchieri mobile pensile	Cup dispenser for hanging unit				59
7	FO/B40	Bacinelle H40	Insert H40				58
8	FO/B80	Bacinelle H80	Insert H80				58
1	FO/PSS	Piano acciaio smaltato	Top in enamelled steel	501	436,5	11	62
1	FO/P500D8	Piano laminato bianco	White laminate top	1020	500	30	61
1	FO/P500D8	Piano laminato bianco	White laminate top	1085	500	30	61
1	FO/PMA500LA	Piano angolare laminato bianco	Corner worktop in white laminate	833	500	30	61
2	FO/PTI	Tiranti con lamelle	Union of worktop				62




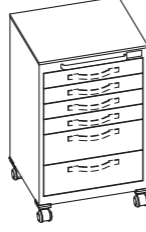


Basi - Units				
Item	Drawing	Description	m3	Kg
FO/ML FO/ML.PU		Mobile per lavello  Unit for sink	0,21	22
FO/M3 FO/M3.PU		Mobile 3 cassetti 1xB 2xC  3-drawer unit 1xB 2xC	0,21	28
FO/M4A FO/M4A.PU		Mobile 4 cassetti 1xA 2xB 1xC  4-drawer unit 1xA 2xB 1xC	0,21	32
FO/M5A FO/M5A.PU		Mobile 5 cassetti 3xA 1xB 1xC  5-drawer unit 3xA 1xB 1xC	0,21	34
FO/M13 FO/M13.PU		Mobile lampada germicida con 3 ripiani interni in lamiera  Unit with germicide lamp and 3 internal sheet metal shelves	0,21	48
FO/M1 FO/M1.PU		Mobile 1 anta 1 ripiano  Unit with 1 door 1 shelf	0,21	24
FO/M4 FO/M4.PU		Mobile 4 cassetti 4xB  4-drawer unit 4xB	0,21	30
FO/M5 FO/M5.PU		Mobile 5 cassetti 2xA 3xB  5-drawer unit 2xA 3xB	0,21	34
FO/M6 FO/M6.PU		Mobile 6 cassetti 4xA 2xB  6-drawer unit 4xA 2xB	0,21	36

Piedi, traverse e tamponamenti - Feet, crosspieces and panels				
Item	Drawing	Description	m3	Kg
FO/SP		Piede supporto per base  Support foot for unit	/	0,5
FO/T1500		Traversa per 3 basi L1500 con viti  Crosspiece for 3 units L1500 with screws	0,009	7,5
FO/TANG		Traversa angolare con viti  Corner crosspiece with screws	0,004	4
FO/T44		Tamponamento T44  Panel T44	0,002	0,3
FO/T44Z DX-SX		Tamponamento T44 per zoccolo  Panel T44 for unit with closed base	0,002	0,4
FO/T30		Tamponamento angolare T30  Corner panel T30	0,006	0,9
FO/T1000		Traversa per 2 basi L1000 con viti  Crosspiece for 2 units L1000 with screws	0,006	5
FO/T2000		Traversa per 4 basi L2000 con viti  Crosspiece for 4 units L2000 with screws	0,012	10
FO/Z		Zoccolo a terra  Plinth	0,04	2,4
FO/T144		Tamponamento T144  Panel T144	0,006	0,9
FO/T144Z DX-SX		Tamponamento T144 per zoccolo  Panel T144 for unit with closed base	0,006	1



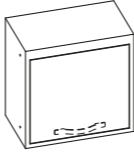
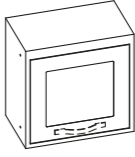
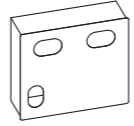
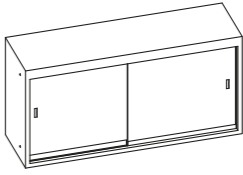

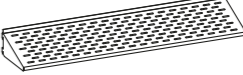



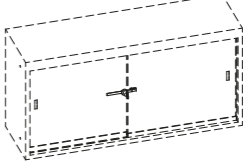
Servomobili - Mobile units

Item	Drawing	Description	m3	Kg	Item	Drawing	Description	m3	Kg
FO/S3 FO/S3.PU		Servomobile 3 cassetti 1xB 2xC  3-drawer mobile unit 1xB 2xC	0,21	33	FO/S4 FO/S4.PU		Servomobile 4 cassetti 1xA 2xB 1xC  4-drawer mobile unit 1xA 2xB 1xC	0,21	37
FO/S5 FO/S5.PU		Servomobile 5 cassetti 2xA 3xB  5-drawer mobile unit 2xA 3xB	0,21	39	FO/S6 FO/S6.PU		Servomobile 6 cassetti 4xA 2xB  6-drawer mobile unit 4xA 2xB	0,21	41

Bacine per cassetti - Inserts for drawers






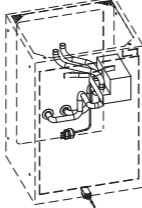


Item	Drawing	Description	m3	Kg	Item	Drawing	Description	m3	Kg
FO/B40 Liscia Cremagliera 8 Scomparti 12 Scomparti		Bacine per cassetti H40  Insert for drawer H40	0,006	/	FO/B80 Liscia 2 Scomparti 4 Scomparti 5 Scomparti		Bacine per cassetti H80  Insert for drawer H80	0,012	/

Vetrine - Hanging units

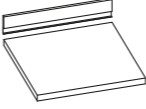
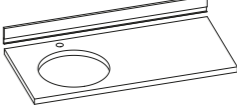
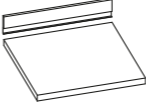
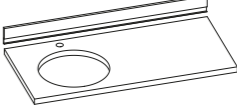

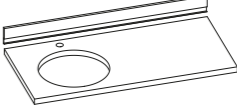

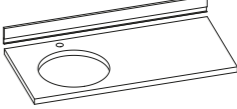
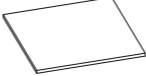

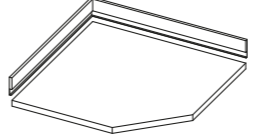

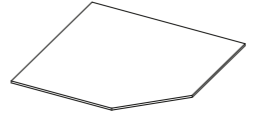

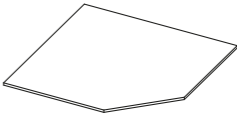
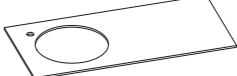
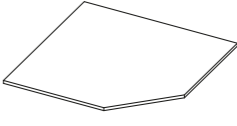
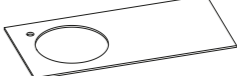
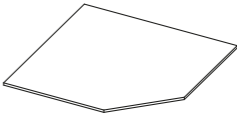
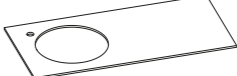
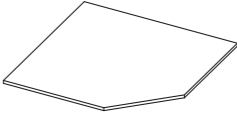

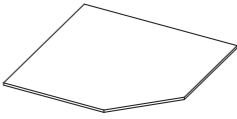

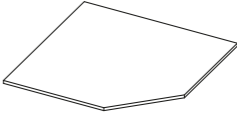

Item	Drawing	Description	m3	Kg	Item	Drawing	Description	m3	Kg
FO/MPA1 FO/MPA1.PU		Mobile pensile 1 anta 1 ripiano  Hanging unit with 1 door 1 shelf	0,13	16	FO/MPAV1 FO/MPAV1.PU		Mobile pensile 1 anta 1 ripiano  Hanging unit with 1 door 1 shelf	0,13	16
FO/MPM		Mobile pensile distributore con decoro  Dispenser with decorated door	0,06	16	FO/MPAV		Mobile pensile con ante vetro scorrevoli 2 ripiani  Hanging unit with glass sliding doors and 2 shelves	0,26	33
FO/ME1		Mensola in metallo verniciato L977  Shelf in painted metal L977	0,12	8	FO/ME2		Mensola in acciaio inox L977  Stainless steel shelf L977	0,12	8
FO/SM570		Supporto mensola in metallo verniciato  Shelf support in painted metal	0,05	0,5	FO/PBIC		Portabicchieri fissato fianco mobile pensile  Cup dispenser fixed on the side of the hanging unit	0,01	1,5
FO/PGUA		Contenitore in metallo per guanti  Metal gloves dispenser	0,01	2,5	FO/SV		Serratura a cremagliera per ante vetro  Rack lock for glass sliding doors	/	0,1



Lavelli / Miscelatori / Accessori - Sinks / Mixers / Accessories

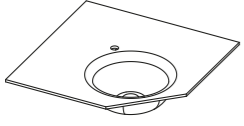
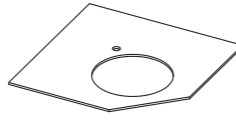



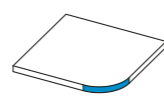
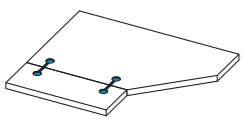

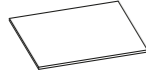

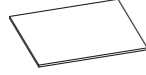

Item	Drawing	Description	m3	Kg	Item	Drawing	Description	m3	Kg
FO/LIG		Lavello inox a goccia soprapiano	0,05	3	FO/LSG		Lavello metallo a goccia smaltato soprapiano	0,05	3,5
		Stainless steel sink above the worktop					Enamelled sink above the worktop		
FO/LIL		Lavello inox a sfera soprapiano	0,05	3,5	FO/LCR		Lavello ceramica a sfera filo piano	/	9
		Round stainless steel sink above the top					Round ceramic sink at worktop level		
FO/MIXT		Miscelatore con leva clinica	/	1,5	FO/CE		Comando a pedale per lavello	/	4
		Mixer with clinic lever					Electromagnetic sink command		
FO/DS		Dosatore per disinfettante e sapone	/	0,15	FO/CO1		Cestino portarifiuti in tondino	0,05	3
		Dispenser for disinfectant and soap					Iron rod waste basket		

Piani - Worktops

Item	Drawing	Description	m3	Kg	Item	Drawing	Description	m3	Kg
FO/P500D8		Piano laminato bianco D8 con alzatina in acciaio inox satinato	0,06	9	FO/P1040C/F		Piano laminato bianco D8 con alzatina in acciaio inox satinato	0,06	10
		White laminate top D8 with satinized stainless steel rim					White laminate top D8 with satinized stainless steel rim		
FO/P600D8		Piano laminato bianco D8 con alzatina in acciaio inox satinato	0,06	9	FO/P1540C/F		Piano laminato bianco D8 con alzatina in acciaio inox satinato	0,09	15
		White laminate top D8 with satinized stainless steel rim					White laminate top D8 with satinized stainless steel rim		
FO/P500C0		Piano in Corian bianco sp. 12 senza alzatina	0,1	12	FO/P2040C/F		Piano laminato bianco D8 con alzatina in acciaio inox satinato	0,12	20
		Worktop in white Corian th. 12 without rim					White laminate top D8 with satinized stainless steel rim		
FO/P500VE10		Piano in vetro colorato sp. 10 senza alzatina	0,05	15,5	FO/P2085C/F		Piano laminato bianco D8 con alzatina in acciaio inox satinato	0,12	20
		Worktop in coloured glass th. 10 without rim					White laminate top D8 with satinized stainless steel rim		
FO/P500VE15		Piano in vetro colorato sp. 15 senza alzatina	0,1	21	FO/P500L11CO		Piano in Corian bianco sp. 12 con vasca fusa senza alzatina	0,2	20
		Worktop in coloured glass th. 15 without rim					Piano in Corian bianco sp. 12 con vasca fusa senza alzatina		
FO/PMA500LA		Piano angolare in laminato bianco D8 con alzatina in acciaio inox satinato	0,1	20	FO/P500L16CO		Piano in Corian bianco sp. 12 con vasca fusa senza alzatina	0,3	29
		Corner worktop in white laminate D8 with satinized stainless steel rim					Piano in Corian bianco sp. 12 con vasca fusa senza alzatina		
FO/PMA500VE10		Piano angolare vetro colorato sp. 10 senza alzatina	0,15	24	FO/P500L21CO		Piano in Corian bianco sp. 12 con vasca fusa senza alzatina	0,4	38
		Corner worktop in coloured glass th. 10 without rim					Piano in Corian bianco sp. 12 con vasca fusa senza alzatina		
FO/PMA500CO		Piano angolare in Corian bianco sp. 12 senza alzatina	0,15	17	FO/P500L11VE10		Piano in vetro colorato sp. 10 con foro per lavello inox sfera senza alzatina	0,06	15,5
		Corner worktop in white Corian th. 12 without rim					Piano in vetro colorato sp. 10 con foro per lavello inox sfera senza alzatina		
FO/PMA500VE15		Piano angolare vetro colorato sp. 15 senza alzatina	0,15	24	FO/P500L16VE10		Piano in vetro colorato sp. 10 con foro per lavello inox sfera senza alzatina	0,09	22,5
		Corner worktop in coloured glass th. 15 without rim					Piano in vetro colorato sp. 10 con foro per lavello inox sfera senza alzatina		
FO/PMA500CO		Piano angolare in Corian bianco sp. 12 senza alzatina	0,15	17	FO/P500L21VE10		Piano in vetro colorato sp. 10 con foro per lavello inox sfera senza alzatina	0,12	30
		Corner worktop in white Corian th. 12 without rim					Piano in vetro colorato sp. 10 con foro per lavello inox sfera senza alzatina		
FO/PMA500VE15		Piano angolare vetro colorato sp. 15 senza alzatina	0,15	24	FO/P500L11VE15		Piano in vetro colorato sp. 15 con vasca fusa senza alzatina	0,3	29
		Corner worktop in coloured glass th. 15 without rim					Piano in vetro colorato sp. 15 con vasca fusa senza alzatina		
FO/PMA500CO		Piano angolare in Corian bianco sp. 12 senza alzatina	0,15	17	FO/P500L16VE15		Piano in vetro colorato sp. 15 con vasca fusa senza alzatina	0,5	34
		Corner worktop in white Corian th. 12 without rim					Piano in vetro colorato sp. 15 con vasca fusa senza alzatina		
FO/PMA500VE15		Piano angolare vetro colorato sp. 15 senza alzatina	0,15	24	FO/P500L21VE15		Piano in vetro colorato sp. 15 con vasca fusa senza alzatina	0,6	42
		Corner worktop in coloured glass th. 15 without rim					Piano in vetro colorato sp. 15 con vasca fusa senza alzatina		



**Piani - Worktops**

Item	Drawing	Description	m3	Kg	Item	Drawing	Description	m3	Kg
FO/PMA500LCO		Piano angolare in Corian bianco sp. 12 con vasca fusa senza alzatina  Corner worktop in white Corian th. 12 with fused sink without rim	0,6	24	FO/PMA500LVE10		Piano angolare vetro colorato sp. 10 con foro per lavello inox sfera senza alzatina  Corner worktop in coloured glass th. 10 with hole for round stainless steel sink without rim	0,6	23,5
FO/ALCO		Alzatina in Corian bianco sp. 12  Rim in white Corian th. 12	0,009	1,4	FO/ALVE10		Alzatina in vetro colorato sp. 10  Rim in coloured glass th. 10	0,009	2,2
FO/ALVE15		Alzatina in vetro colorato sp. 15  Rim in coloured glass th. 15	0,009	3,2	FO/PRA		Raggiatura piano  Bending radius for worktop		
FO/PTI		Tiranti con lamelle  Union of worktop			FO/PSI <i>*standard</i>		Piano servomobile in acciaio inox satinato sp. 11  Satinized stainless steel worktop th. 11 for mobile unit	/	3
FO/PSS <i>Extra</i>		Piano servomobile in acciaio smaltato bianco sp. 11  Enamelled white steel worktop th. 11 for mobile unit	/	3	FO/PSC <i>Extra</i>		Piano servomobile in Corian bianco sp. 12  Worktop for mobile unit in white Corian th. 12	/	3,5
FO/PSV10 <i>Extra</i>		Piano servomobile in vetro colorato sp. 10  Worktop for mobile unit in coloured glass th. 10	/	6	FO/PSV15 <i>Extra</i>		Piano servomobile in vetro colorato sp. 15  Worktop for mobile unit in coloured glass th.15	/	8





MOBILI METALLICI

EC - Declaration of conformity  
Dichiarazione di conformità con le norme CE  
EG - Konformitätserklärung  
CE – Déclaration de conformité  
Prohlášení o shodě s normami ES  
Declaración de Conformidad de la CE

**STYL FRIGO s.n.c.**

Via Luigi Galvani 8/10  
33083 CHIONS (PN) ITALY

**Electrified Equipment**

2006/95/EC  
2004/108/EC

EC Low Voltage Directive  
EMC Directive



We declare that the products manufactured by us to which this statement refers, conform to the essential requirements according to the above mentioned directive.



Dichiariamo che i prodotti da noi fabbricati, a cui si riferisce la presente dichiarazione, sono conformi ai requisiti fondamentali ai sensi delle disposizioni della direttiva summenzionata.



Wir erklären, dass die von uns hergestellten Produkte auf die sich diese Erklärung bezieht, mit den grundlegenden Anforderungen gemäß den Bestimmungen der obigen Richtlinie übereinstimmen.



Nous déclarons que les produits que nous fabriquons, auxquels se réfère cette déclaration, sont conformes aux exigences essentielles selon les dispositions de la directive susmentionnée.



Prohlašujeme, že se námi vyráběné výrobky, na které se vztahuje toto prohlášení, shodují se základními požadavky podle předpisů výše uvedené směrnice.



Por la presente declaramos que los productos que nosotros fabricamos, y a los que hace referencia esta declaración, cumplen los requisitos básicos de conformidad con las disposiciones de la directiva arriba mencionada.

Chions  
Effective date 10.6.2011



Manias Giorgio.  
(Legally Authorised Representative)

Design & progetto:  
**Ufficio tecnico Astra**  
www.astrastyl.it

Rendering:  
**Maurizio Burelli**  
maurizio@mause.net

Fotolito:  
**Attilio Schiabel**  
a.schiabel@gmail.com

Testi:  
**Daniele Varelli**  
www.varelli.it

Progetto grafico:  
**Michele Stefanato**  
www.msgrafica.info

Stampa:  
**Lithostampa s.r.l.**  
www.lithostampa.it





MOBILI METALLICI

Via L. Galvani, 8/10 - 33083 Chions (PN)  
Tel. 0039 0434 635210 - Fax 0039 0434 635258  
[www.astrastyl.it](http://www.astrastyl.it) - [info@astrastyl.it](mailto:info@astrastyl.it)

